



选件



型号

型号	推力 N	速度 mm/s	相电流 A	分辨率 $\mu\text{m}/\text{步}$	相电阻 Ohm	相电感 mH	丝杆直径 mm	导程 mm	机身长度 "A" mm	衬套长度 "L" mm	重量 kg
LA421S07-A-TJCA	258.3	55	0.7	10	9.3	12.8	6	2	33.4	15	0.2
LA421S07-B-TJCA	258.3	55	0.7	10	9.3	12.8	6	2	33.4	15	0.2
LA421S14-A-TJCA	258.3	55	1.4	10	2	2.8	6	2	33.4	15	0.2
LA421S14-A-UKGI	152	80	1.4	31.75	2	2.8	6.35	6.35	33.4	15	0.2
LA421S14-B-UKGI	152	80	1.4	31.75	2	2.8	6.35	6.35	33.4	15	0.2
LA421S14-B-TJCA	258.3	55	1.4	10	2	2.8	6	2	33.4	15	0.2
LA421L13-A-TJCA	369	50	1.3	10	3.8	6.15	6	2	47.4	15	0.34
LA421L13-B-TJCA	369	50	1.3	10	3.8	6.15	6	2	47.4	15	0.34
LA421L18-A-TJCA	369	50	1.8	10	1.75	3.25	6	2	47.4	15	0.34
LA421L18-B-TJCA	369	50	1.8	10	1.75	3.25	6	2	47.4	15	0.34
LA421L18-B-UKGI	275.1	80	1.8	31.75	1.75	3.4	6.35	6.35	47.4	15	0.34

订货代码

LA421S07-
A-... = 单轴端
B-... = 双轴端



配件

- SCREW-ABA-TJCA-200**
带梯形螺纹的丝杆
- SCREW-ABA-TJCA-300**
带梯形螺纹的丝杆
- SCREW-AAA-TJCA-1000**
带梯形螺纹的丝杆
- SCREW-ABA-UKGI-200**
带 ACME 螺纹的丝杆
- SCREW-ABA-UKGI-300**
带 ACME 螺纹的丝杆
- SCREW-AAA-UKGI-1000**
带 ACME 螺纹的丝杆
- ZK-JST-EHR-6-0.5M-S** 电机线缆 0.5米
- NANOLUBE-50G** 润滑剂

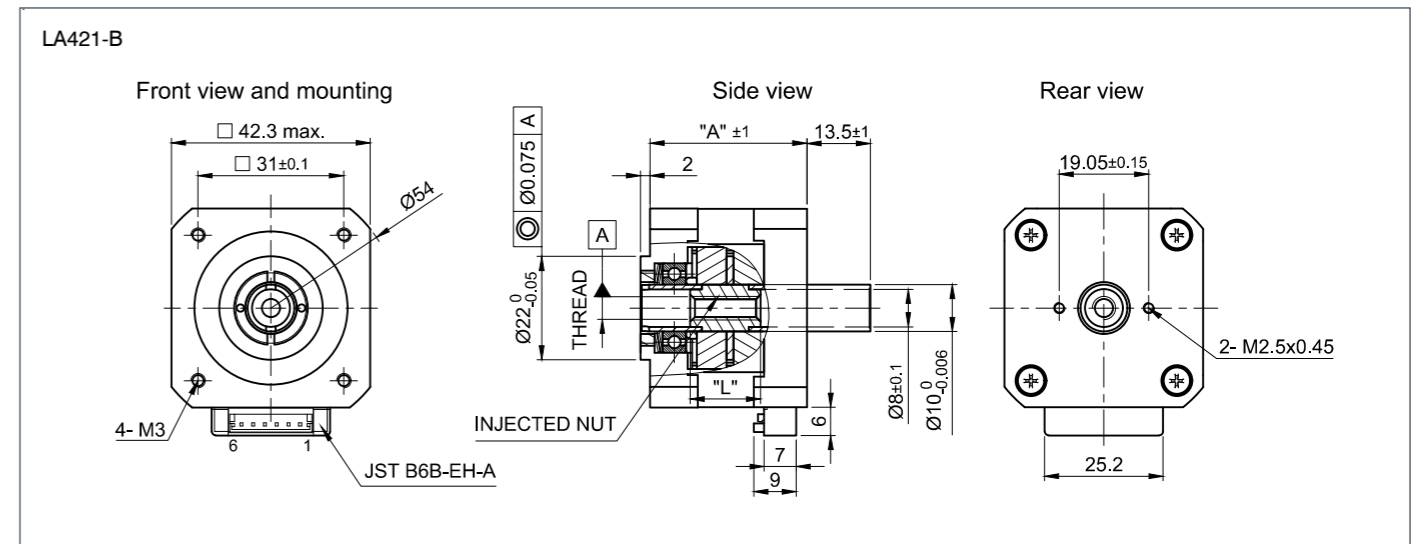
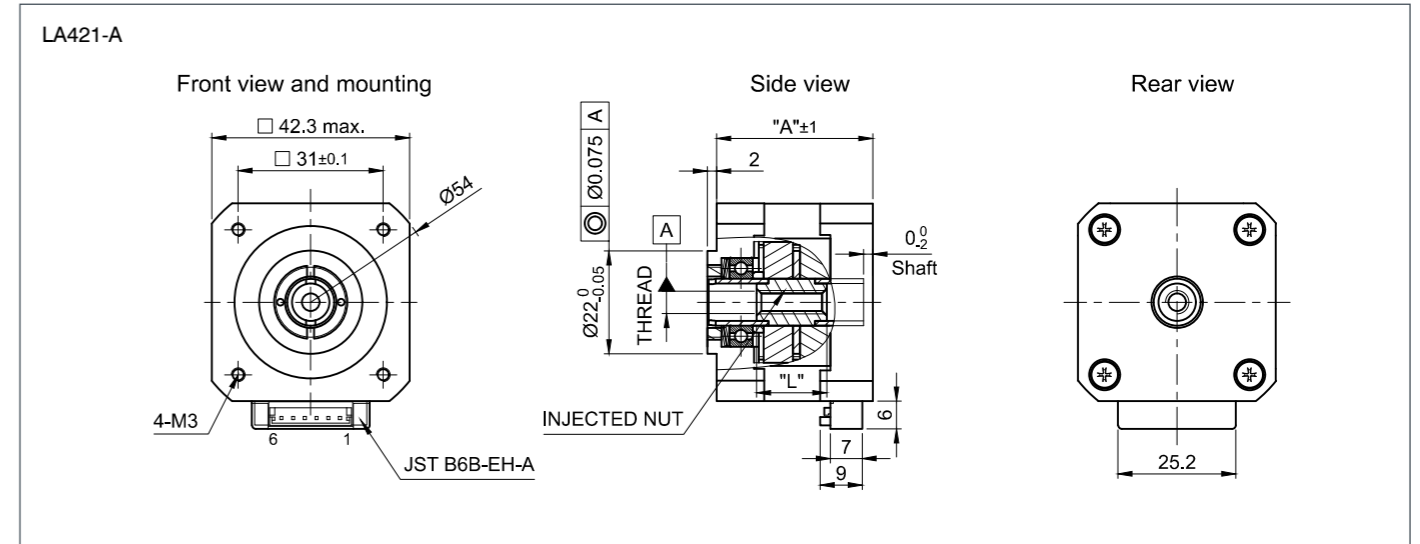


警告

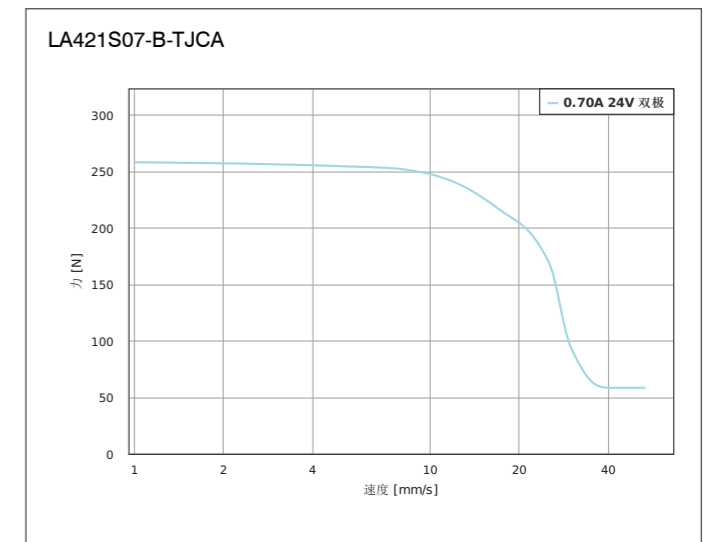
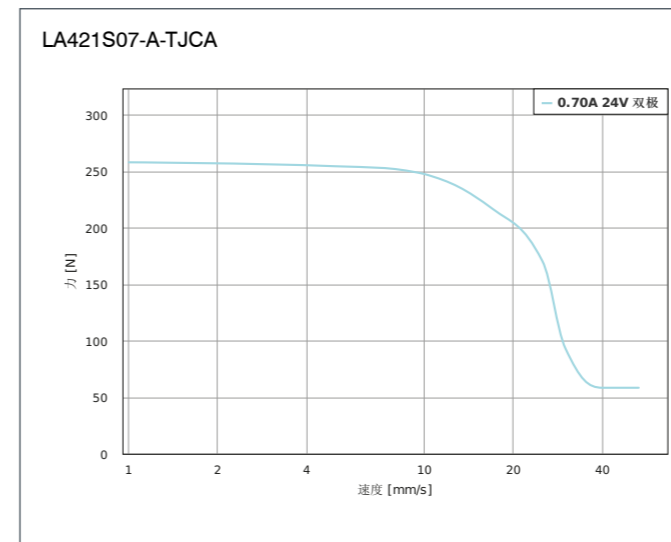
数据表中列出的力和额定输出功率基于约 10% 至 20% 的占空比，必须相应降低才能获得更大的值。应避免运行至固定的挡块。



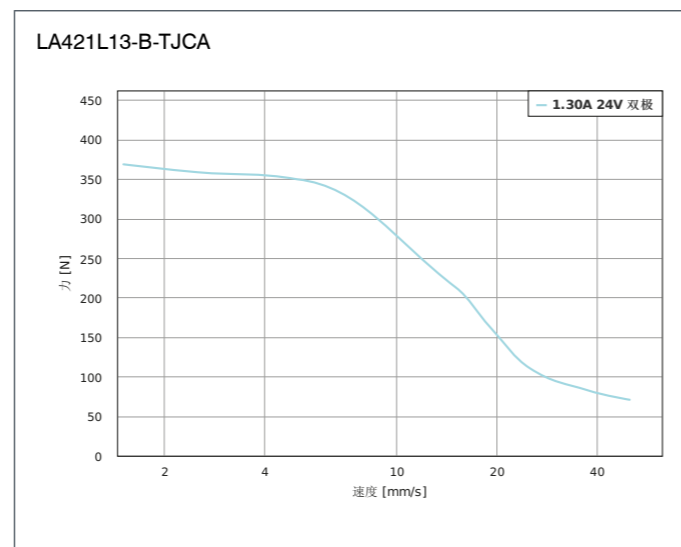
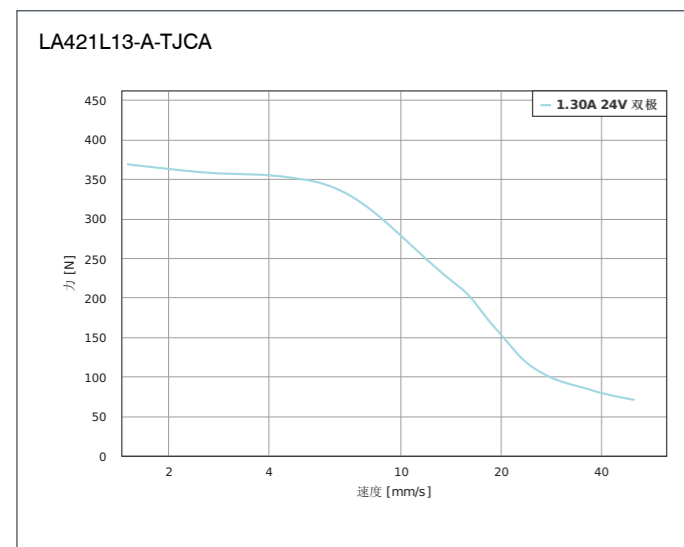
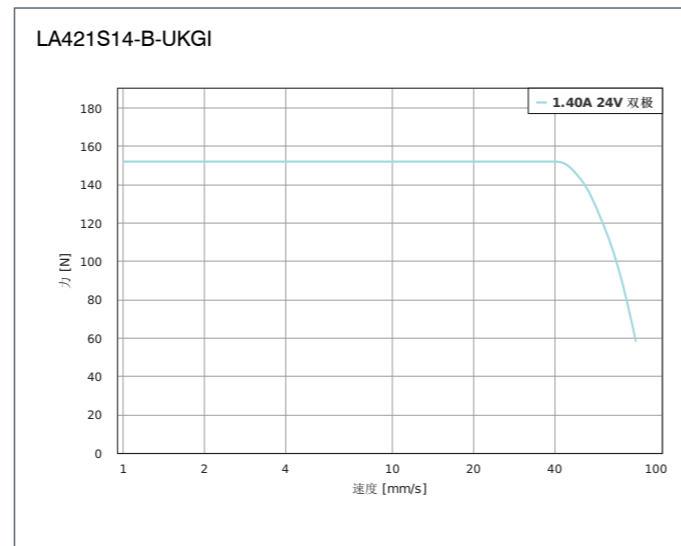
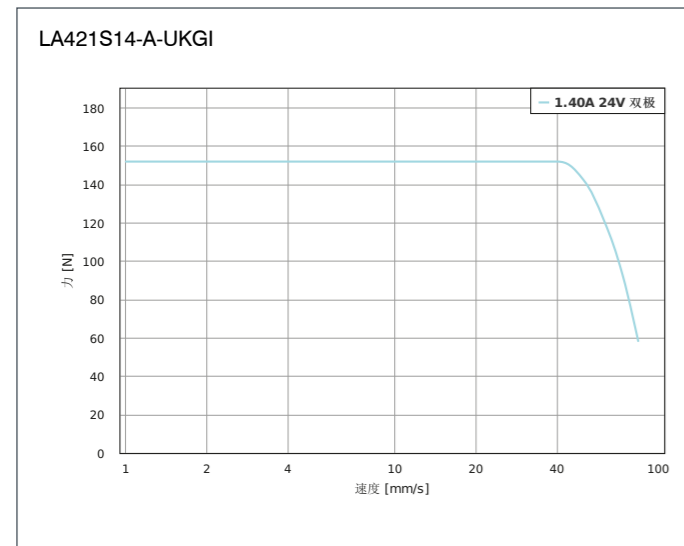
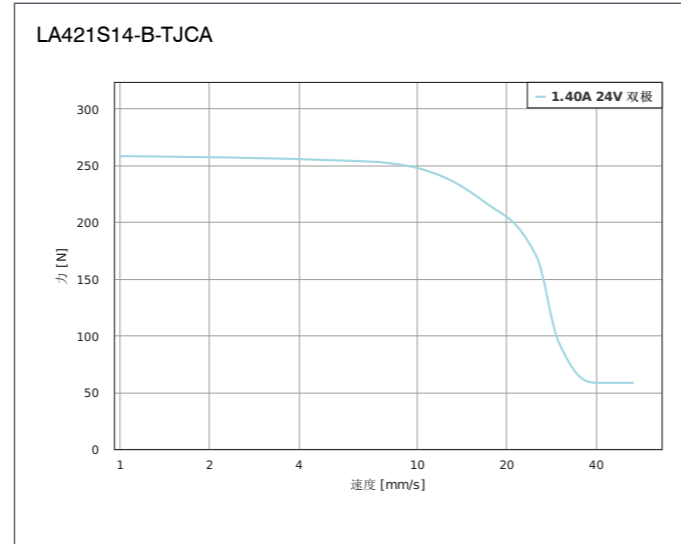
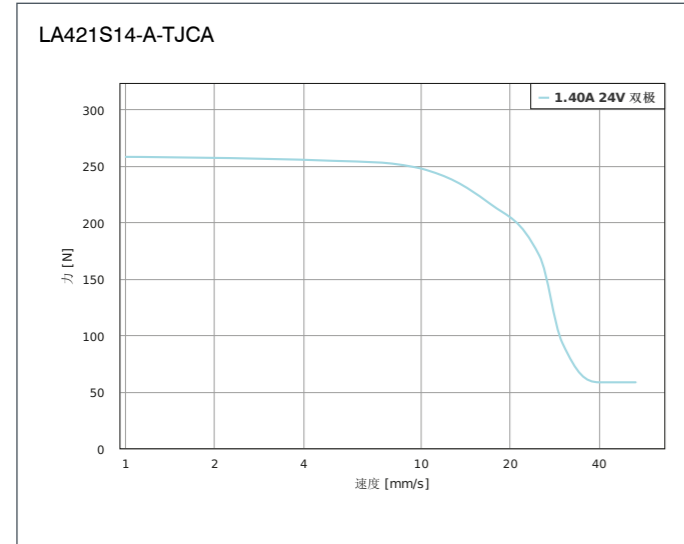
尺寸图 (单位MM)



速度推力曲线



速度推力曲线



速度推力曲线

