



选件



型号

型号	推力 N	速度 mm/s	相电流 A	分辨率 $\mu\text{m}/\text{步}$	相电阻 Ohm	相电感 mH	丝杆直径 mm	导程 mm	机身长度 "A" mm	行程长度 "X" mm	重量 kg
LGA281S10-A-UGAQ-019	210	19	1	3.175	2.7	2.5	4.76	0.635	33	19.05	0.14
LGA281S10-B-UGAQ-019	210	19	1	3.175	2.7	2.5	4.76	0.635	33	19.05	0.14
LGA281S10-A-UGAQ-038	210	19	1	3.175	2.7	2.5	4.76	0.635	33	38.1	0.15
LGA281S10-B-UGAQ-038	210	19	1	3.175	2.7	2.5	4.76	0.635	33	38.1	0.15
LGA281S10-A-UGFC-019	50	120	1	25.4	2.7	2.5	4.76	5.08	33	19.05	0.14
LGA281S10-B-UGFC-019	50	120	1	25.4	2.7	2.5	4.76	5.08	33	19.05	0.15
LGA281S10-A-UGFC-038	50	120	1	25.4	2.7	2.5	4.76	5.08	33	38.1	0.14
LGA281S10-B-UGAQ-038	50	120	1	25.4	2.7	2.5	4.76	5.08	33	38.1	0.15
LGA281S10-A-THCA-019	93.4	35	1	10	2.7	2.5	5	2	33	19.05	0.14
LGA281S10-B-THCA-019	93.4	35	1	10	2.7	2.5	5	2	33	19.5	0.14
LGA281S10-A-THCA-038	93.4	35	1	10	2.7	2.5	5	2	33	38.1	0.14
LGA281S10-B-THCA-038	93.4	35	1	10	2.7	2.5	5	2	33	38.1	0.14

订货代码

LGA281S10-
A ... = 单轴端
B ... = 双轴端

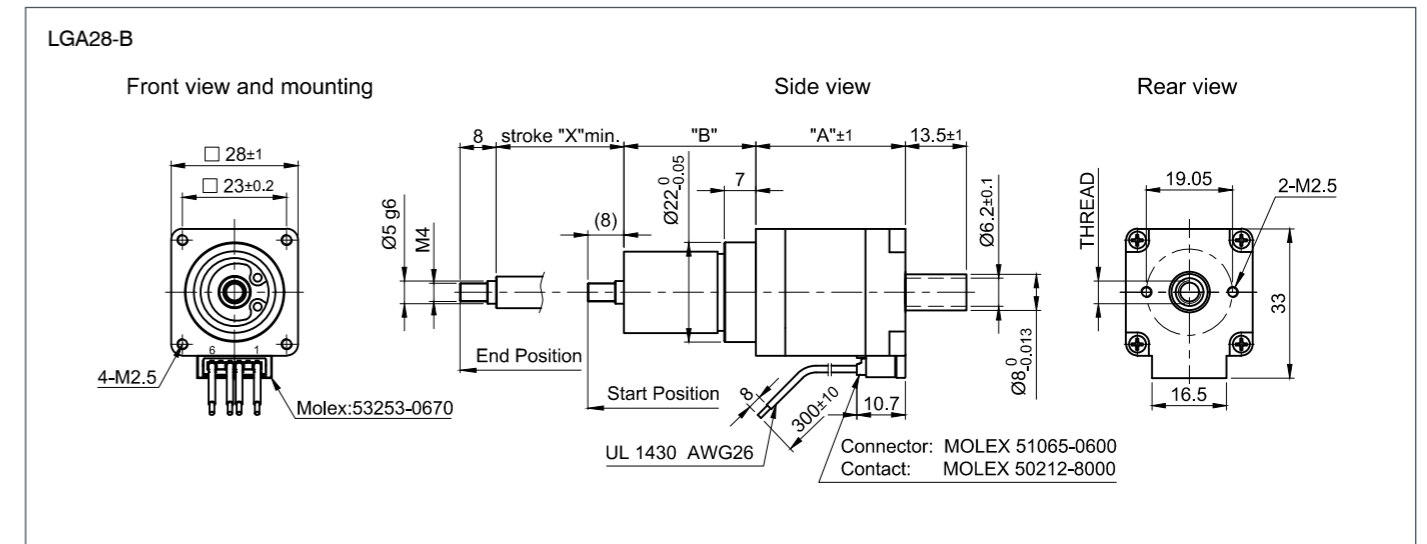
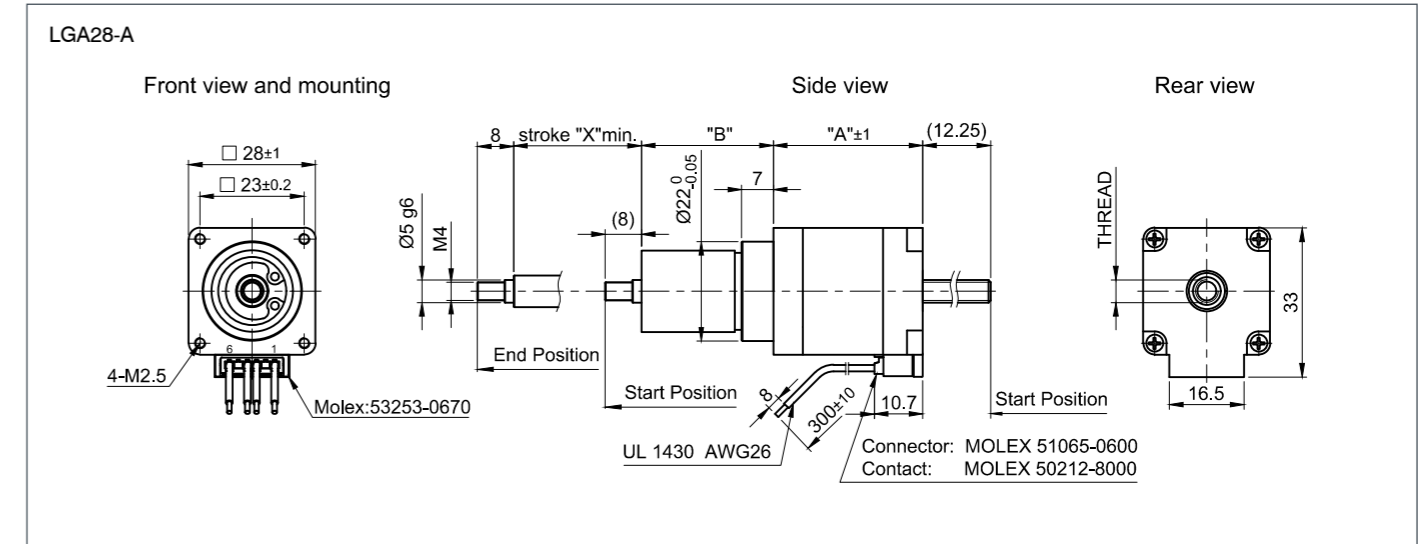
警告

The force and power ratings specified in the data sheets are based on a duty cycle of 10% to 20% and must be reduced for higher values. Moving against fixed end stops should be avoided.

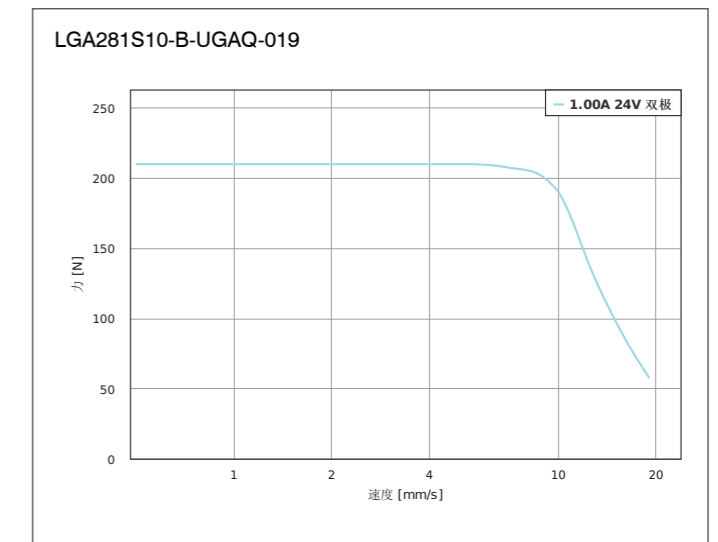
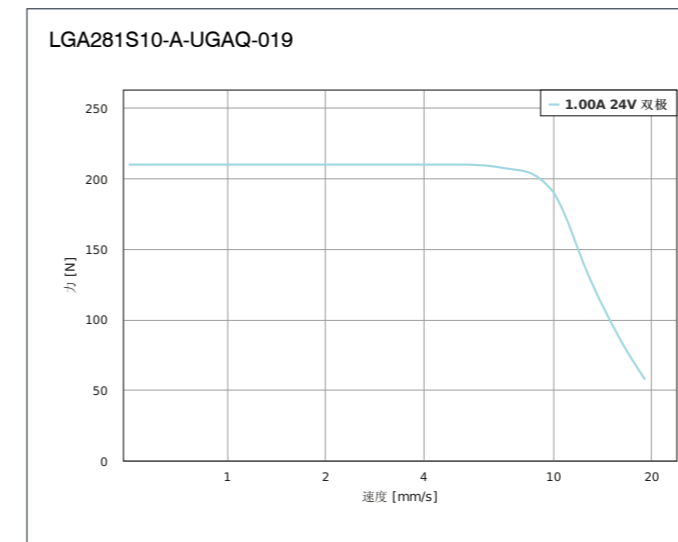
配件

NANOLUBE-50G 润滑剂

尺寸图 (单位MM)

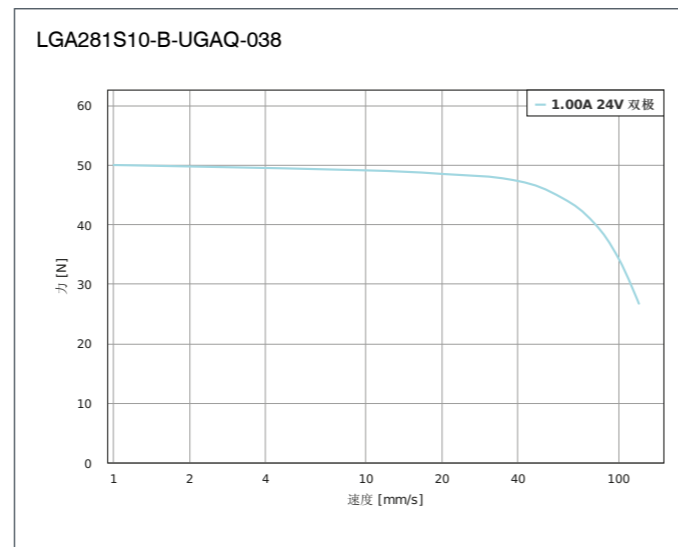
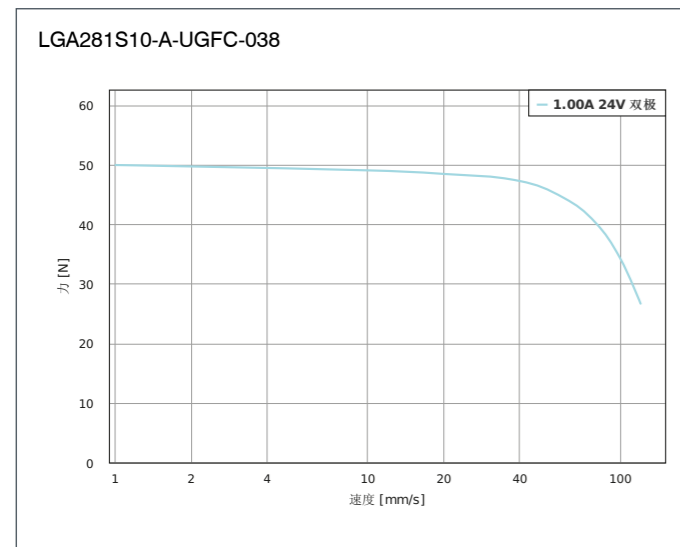
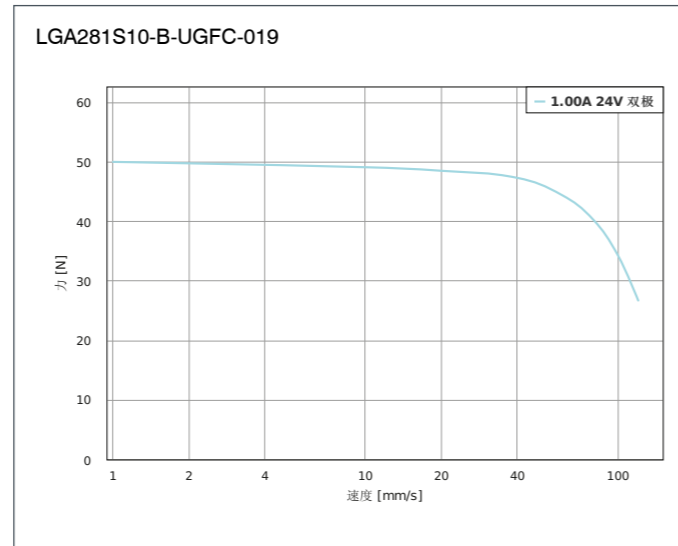
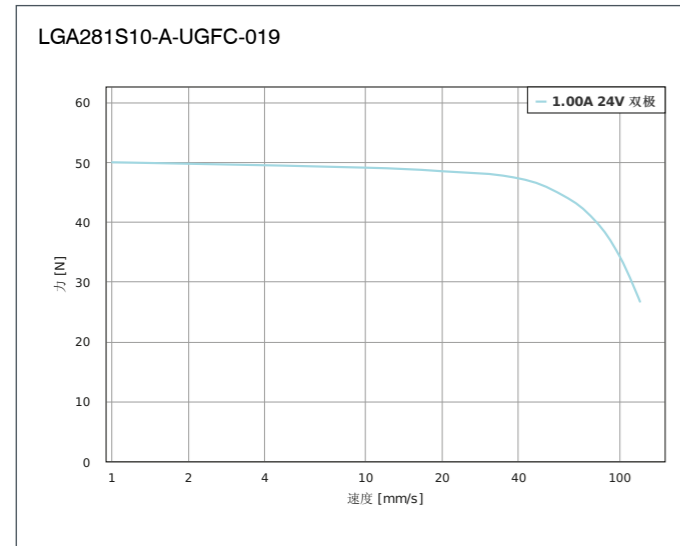
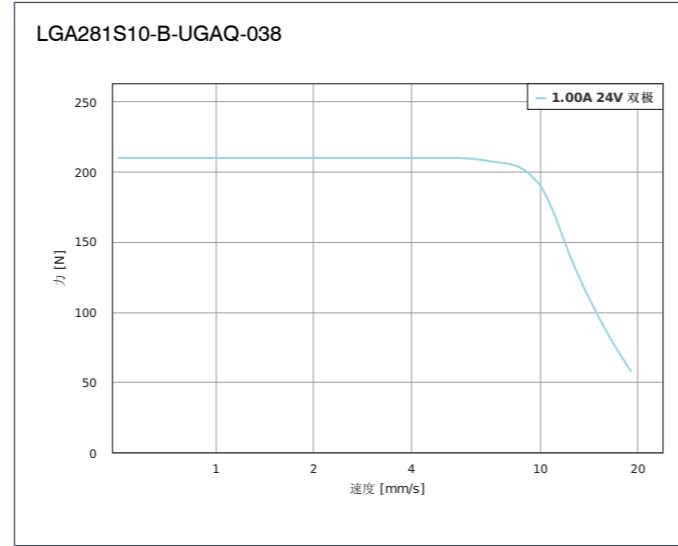
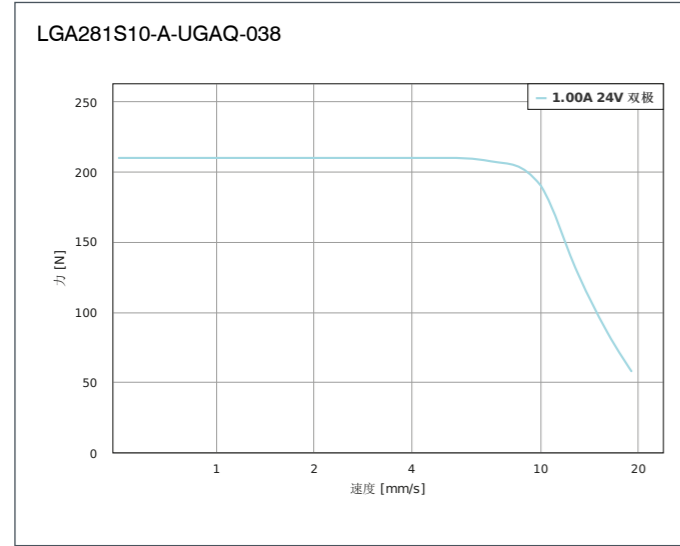


速度推力曲线



混合式
线性执行器

速度推力曲线



速度推力曲线

