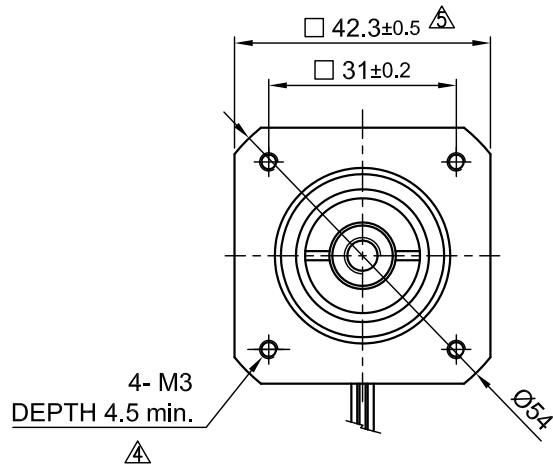
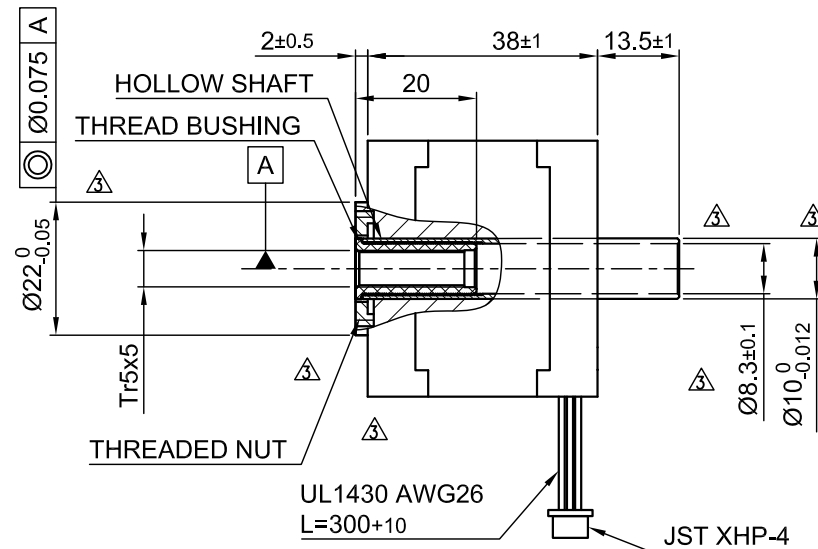


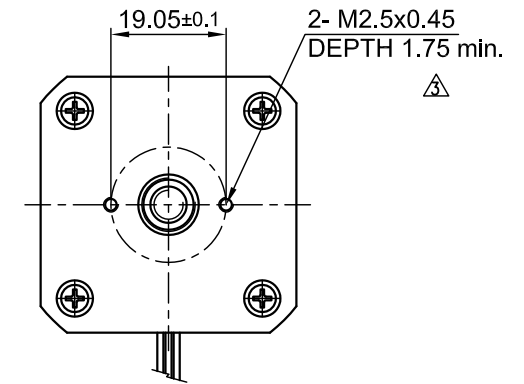
Front view and mounting



Side view



Rear view



SPECIFICATION	
AMPS/PHASE	1.8
RESISTANCE/PHASE (Ohms)@25°C	1.1±15%
INDUCTANCE/PHASE (mH) @1KHz	1.85±20%
SPINDLE PITCH (mm) [in]	5 [0.197]
THRUST (N)	150 ▲ ▲
RESOLUTION (mm/STEP)	0.025
STATIC THRUST (N) (NO CURRENT)	35 ▲
MAX. SPEED (mm/sec.) AT 48V	65 ▲ ▲
WEIGHT (Kg) [lb]	0.24 [0.53]
TEMPERATURE RISE: MAX.80°C (MOTOR STANDSTILL; FOR 2 PHASE ENERGIZED)	
AMBIENT TEMPERATURE -10~ 50°C [14°F ~ 122°F]	
INSULATION RESISTANCE 100 MOhm (UNDER NORMAL TEMPERATURE AND HUMIDITY)	
INSULATION CLASS B 130° [266°F]	
DIELECTRIC STRENGTH 500VAC FOR 1 MIN. (BETWEEN THE MOTOR COILS AND THE MOTOR CASE)	
AMBIENT HUMIDITY MAX. 85% (NO CONDENSATION)	

Please regard the application note at www.nanotec.com for further informations. ▲

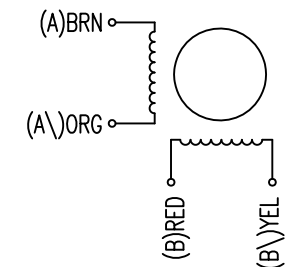
Shaft play is adjustable at the motor.

PIN NO	TYPE OF CONNECTION (EXTERN)		MOTOR	
	BIPOLAR	LEADS	WINDING	
1	A —	BRN	A	
2	A\ —	ORG	A\ B	
3	B —	RED	B	
4	B\ —	YEL	B\ A	

WIRING DIAGRAM

FULL STEP 2 PHASE-Ex., WHEN FACING MOUNTING END (X)

STEP	A	B	A\ B	B\ A		CCW
1	+	+	-	-	↓	↑
2	-	+	+	-		
3	-	-	+	+	↑	↓
4	+	-	-	+		



5	change tolerance	14.09.16	A.S.		APVD	S.H.	04.06.09	LINEAR ACTUATOR		
4	change tolerance M3 deep	09.09.15	A.S.		CHKD					
3 (7x)	change threaded hole/ tolerances	15.07.15	A.S.	Surface specification DIN ISO 1302	General tolerances DIN ISO 2768- cH	Work piece edge DIN ISO 13715	DRN	J.W.	04.06.09	DWG.NO L4118M1804-T5x5
REV	DESCRIPTION	DATE	DRN				SIGNATURE	DATE		