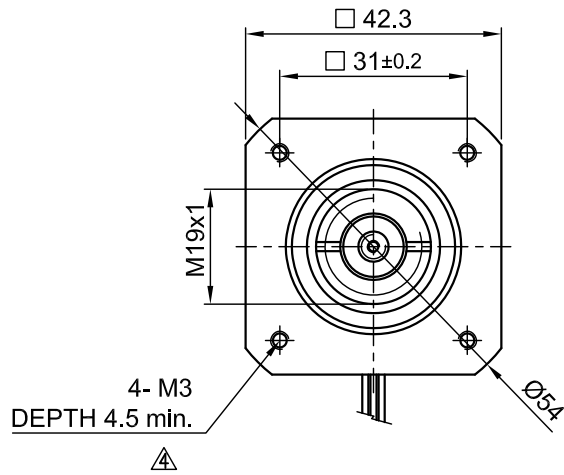
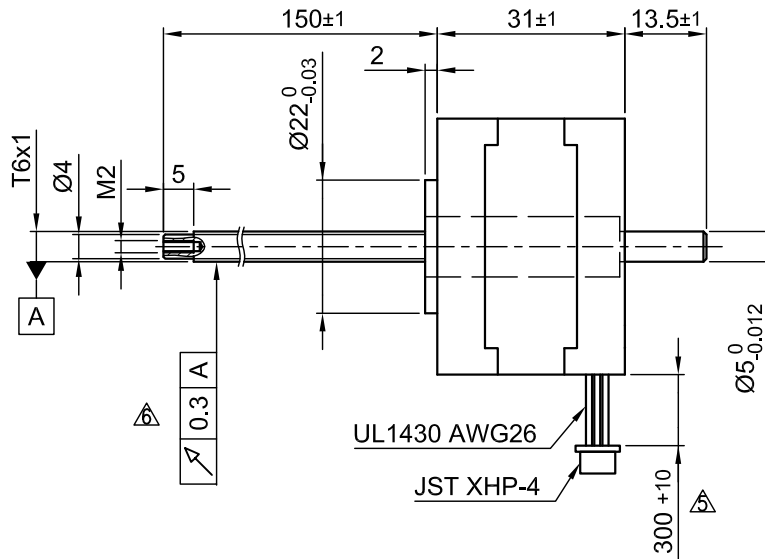


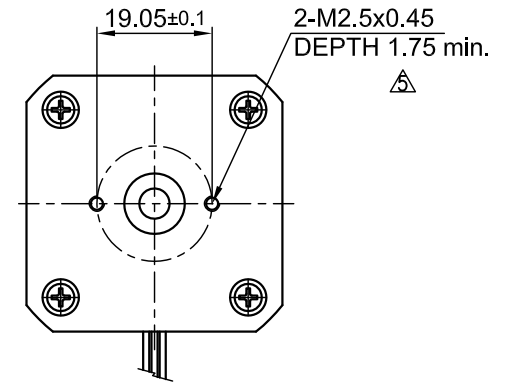
Front view and mounting



Side view



Rear view



SPECIFICATION

AMPS/PHASE	1.4
RESISTANCE/PHASE (Ohms)@25°C	2.0±15%
INDUCTANCE/PHASE (mH) @1KHz	2.8±20% \triangle
SPINDLE PITCH (mm) [in]	1 [0.039]
THRUST (N)	350 \triangle
RESOLUTION (mm/STEP)	0.005
STATIC THRUST (N) (NO CURRENT)	300 \triangle
MAX. SPEED (mm/sec.) AT 48V	40 \triangle
WEIGHT (Kg) [lb]	0.2 [0.44]

TEMPERATURE RISE: MAX.80°C (MOTOR STANDSTILL; FOR 2 PHASE ENERGIZED)	
AMBIENT TEMPERATURE -10~ 50°C [14°F ~ 122°F]	
INSULATION RESISTANCE 100 MOhm (UNDER NORMAL TEMPERATURE AND HUMIDITY)	
INSULATION CLASS B 130° [266°F]	
DIELECTRIC STRENGTH 500VAC FOR 1 MIN. (BETWEEN THE MOTOR COILS AND THE MOTOR CASE)	
AMBIENT HUMIDITY MAX. 85% (NO CONDENSATION)	

Please regard the application note at www.nanotec.com for further informations. \triangle

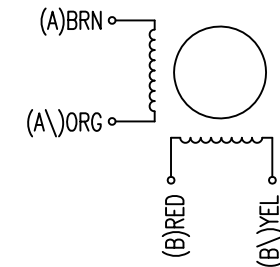
Shaft play is adjustable at the motor.

PIN NO	TYPE OF CONNECTION (EXTERN)		MOTOR	
	BIPOLAR	LEADS	WINDING	
1	A —	BRN	A	
2	A\ —	ORG	A\ B	
3	B —	RED	B	
4	B\ —	YEL	B\ A	

WIRING DIAGRAM

FULL STEP 2 PHASE-Ex., WHEN FACING MOUNTING END (X)

STEP	A	B	A\ B	B\ A	CCW	CW
1	+	+	-	-	↓	↑
2	-	+	+	-	↓	↑
3	-	-	+	+	↓	↑
4	+	-	-	+	↓	↑



6	rework draw/change tolerance	08.06.16	A.S.
5	CHANGE TOLERANCE M2.5 DEPTH	03.12.15	A.S.
4	CHANGE TOLERANCE M3 DEPTH	09.09.15	A.S.
REV	DESCRIPTION	DATE	DRN



Surface specification
DIN ISO 1302

General tolerances
DIN ISO 2768- ch

Work piece edge
DIN ISO 13715

APVD	S.R.	25.10.10
CHKD		
DRN	J.W.	25.10.10
SIGNATURE	DATE	

LINEAR ACTUATOR

DWG.NO

LS4118S1404-T6x1-150