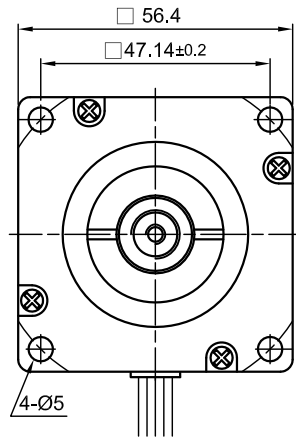
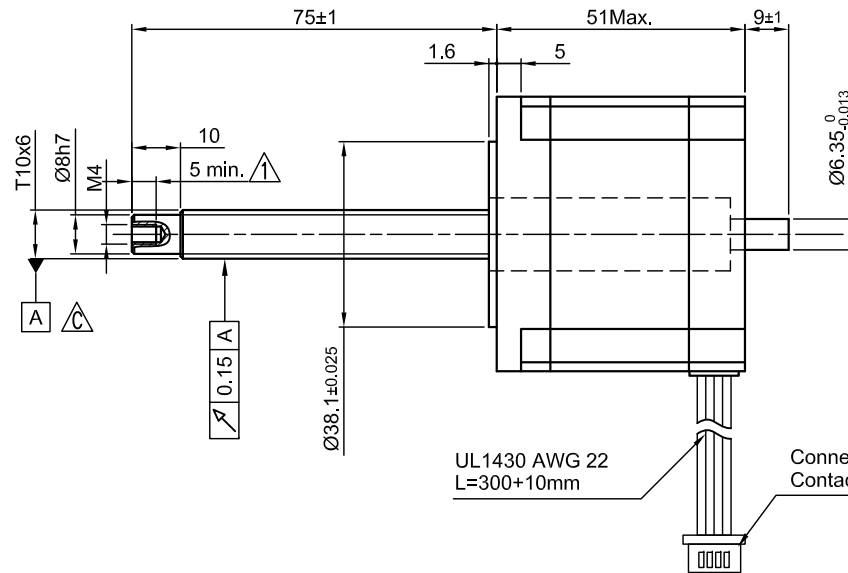


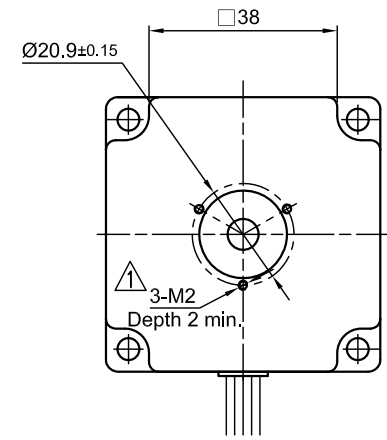
Front view and mounting



Side view



Rear view



SPECIFICATION	UNIPOLAR OR BIPOLAR-1 WINDING	BIPOLAR	
		SERIES	PARALLEL
AMPS/PHASE	2.0	1.41	2.82
RESISTANCE/PHASE (Ohms)@25°C	1.5±10%	3.0±10%	0.75±10%
INDUCTANCE/PHASE (mH) @1KHz	2.6±20%	10.4±20%	2.6±20%
SPINDLE PITCH (mm) [in]	6 [0.236]		
THRUST (N) (lb)	500	A	
RESOLUTION (mm/FULLSTEP)	0.03		
STATIC THRUST (NO CURRENT)	>70	A B	
MAX. SPEED (mm/sec.) at 48V	130	A	
MAX. SPEED WITH MAX. THRUST (mm/sec.)	15	A	
WEIGHT (Kg) [lb]	0.85 [1.87]		
TEMPERATURE RISE: MAX.80°C (MOTOR STANDSTILL; FOR 2 PHASE ENERGIZED)			
AMBIENT TEMPERATURE -10~ 50°C [14°F ~ 122°F]			
INSULATION RESISTANCE 100 MOhm (UNDER NORMAL TEMPERATURE AND HUMIDITY)			
INSULATION CLASS B 130° [266°F]			
DIELECTRIC STRENGTH 500VAC FOR 1 MIN. (BETWEEN THE MOTOR COILS AND THE MOTOR CASE)			
AMBIENT HUMIDITY MAX. 85% (NO CONDENSATION)			

Please regard the application note at www.nanotec.com for further informations.

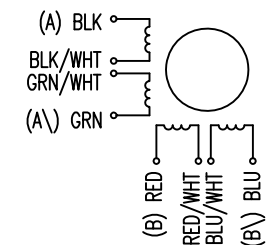
Shaft play is adjustable at the motor.

UNIPOLAR	TYPE OF CONNECTION (EXTERN)			MOTOR		
	1WINDING	BIPOLAR SERIAL	PARALLEL	CONNECTOR PIN NO.	LEADS	WINDING
A	A	A	A	1	BLK	A
COM	A			3	BLK/WHT	
A\		A\	A\	2	GRN/WHT	A\
B	B	B	B	4	GRN	B
COM	B			5	RED	
B\		B\	B\	7	RED/WHT	B\
				6	BLU/WHT	
				8	BLU	

FULL STEP 2 PHASE-Ex., WHEN FACING MOUNTING END (X)

STEP	A	B	A\	B\	CCW	CW
1	+	+	-	-	↓	↑
2	-	+	+	-		
3	-	-	+	+	↓	↑
4	+	-	-	+		

WIRING DIAGRAM



1	DEPTH TOLERANCE	25.10.16	GYQ
C	ADD REFERENCE A	08.06.16	GYQ
B	ADD VALUE OF STATIC THRUST	18.03.15	GYQ
REV	DESCRIPTION	DATE	DRN



LS5918S2008-T10x6-75

SCALE	FREE	APVD	S.G.	15.01.14
X	±0.5	CHKD	L B	08.06.16
1PL	±0.2	DRN	GYQ	15.01.14
2PL	±0.1	SIGNATURE		DATE
ANGLE	±30'			

LINEAR AKTUATOR

DWG.NO

LS5918S2008-T10x6-75