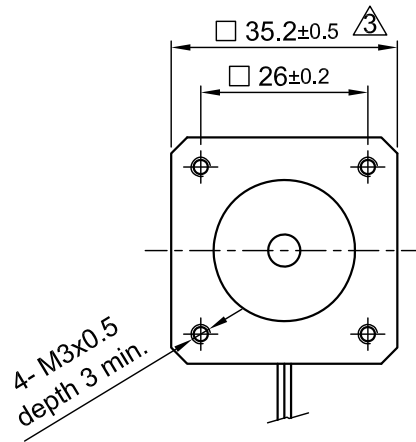
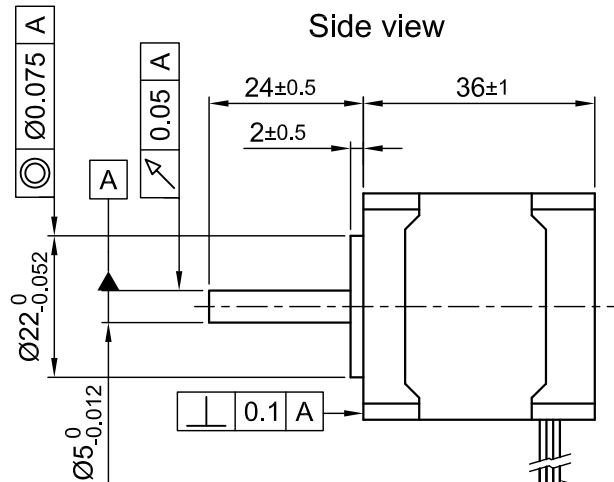


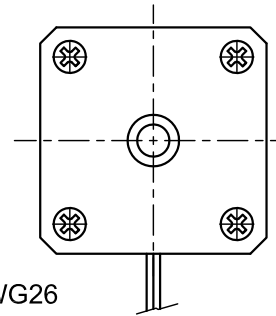
Front view and mounting



Side view



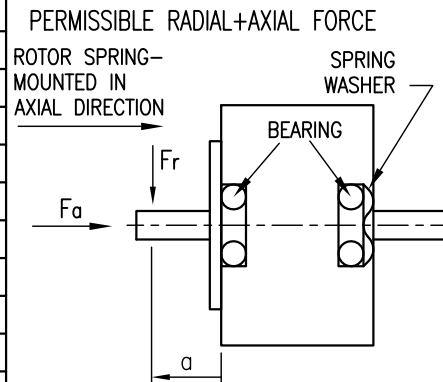
Rear view



Connector: JST XHP-4  
Contact: SXH-001T-P0.6

UL1430 AWG26  
L = 300 +10mm

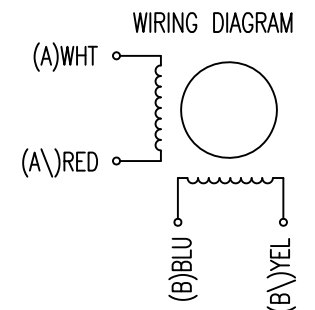
SPECIFICATION	CONNECTION	BIPOLAR
VOLTAGE (VDC)		2.7
AMPS/PHASE		1.0
RESISTANCE/PHASE (Ohms)@25°C		2.7±15%
INDUCTANCE/PHASE (mH) @1KHz		4.3±20%
HOLDING TORQUE (Nm) [lb-in]		0.14 [1.239]
DETENT TORQUE (Nm) [lb-in]		7x10 <sup>-3</sup> [0.062]
STEP ANGLE (°)	△	1.8
STEP ACCURACY (NON-ACCUM)	△	±5% △
ROTOR INERTIA (Kg-m <sup>2</sup> ) [lb-in <sup>2</sup> ]		1.4x10 <sup>-6</sup> [0.0048]
WEIGHT (Kg) [lb]		0.18 [0.4]



TYPE OF CONNECTION (EXTERN)	MOTOR			
	BIPOLAR	CONNECTOR PIN NO.	LEADS	WINDING
A —	1	WHT	A	
A\ —	2	RED	A\	
B —	3	BLU	B	
B\ —	4	YEL	B\	

FULL STEP 2 PHASE-Ex.,  
WHEN FACING MOUNTING END (X)

STEP	A	B	A\	B\	CCW	CW
1	+	+	-	-	↓	↑
2	-	+	+	-	↓	↑
3	-	-	+	+	↓	↑
4	+	-	-	+	↓	↑



TEMPERATURE RISE: MAX.80°C (MOTOR STANDSTILL; FOR 2 PHASE ENERGIZED)	AXIAL-FORCE Fa (N)	Fa=10			
AMBIENT TEMPERATURE -10~ 50°C [14°F ~ 122°F]	DISTANCE a (mm)	5	10	15	20
INSULATION RESISTANCE 100 MOhm (UNDER NORMAL TEMPERATURE AND HUMIDITY)	RADIAL-FORCE Fr (N)	58	36	26	20
INSULATION CLASS B 130° [266°F]			AXIAL	RADIAL	
DIELECTRIC STRENGTH 500VAC FOR 1 MIN. (BETWEEN THE MOTOR COILS AND THE MOTOR CASE)	SHAFT PLAY (mm)	0.08	0.02		
AMBIENT HUMIDITY MAX. 85% (NO CONDENSATION)	AT LOAD MAX: (N)	4.5	4.5		

3	revise drawing	21.09.16	A.S.	 PLUG & DRIVE	APVD	S.Ha.	08.12.08	<b>STEPPING MOTOR</b>
2	BACK-EMF ADD.	03.07.11	J.W.		CHKD			
1	UL NO.	05.03.09	J.W.	Surface specification DIN ISO 1302	DRN	J.W.	08.12.08	DWG.NO ST3518M1004-A
REV	DESCRIPTION	DATE	DRN		General tolerances DIN ISO 2768- cH	Work piece edge DIN ISO 13715	SIGNATURE	