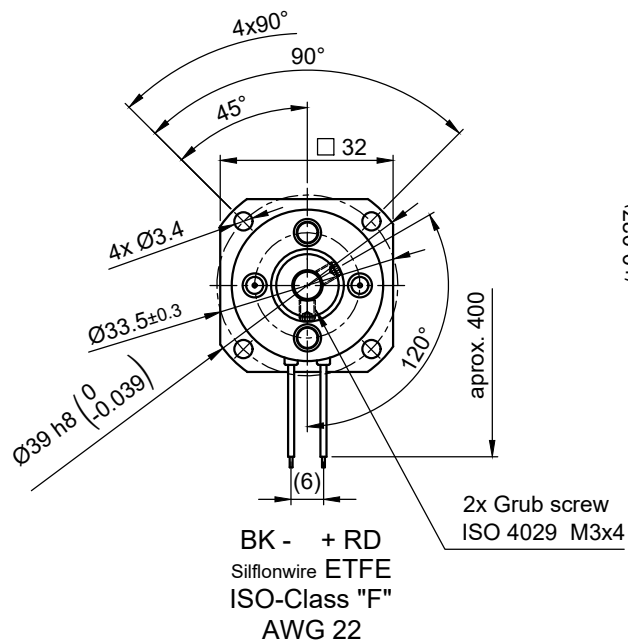
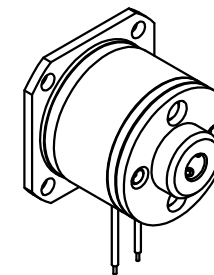
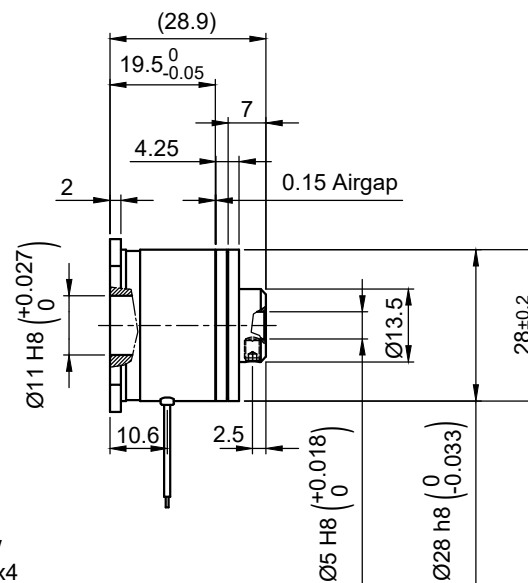


When adjusting the air gap, pay attention that parallelism and axial run-out tolerances must be added to the rated air gap.

Mounting or demounting of the armature element is permitted only in energized condition to avoid overexpansion of the diaphragm spring at the armature element.



View: Brake energised



**run in of the brake**

NOTICE rated braking torque is only reached after running-in of the brake. As standard, brakes are brought to rated braking torque after installation by initial running-in. The initial running-in has already taken place at Nanotec. In this case, only an adjustment run with reduced circuits is required.

Slip time / s	2
Idle time / s	0.5
Speed / rpm	250
Circuits First running-in	50
Circuits Adjustment running-in	10

**Notes on running-in process:**

- Energize the magnet
- Rotate the drive/ motor with the speed
- Do not energize the magnet
- Let the brake slip according to the slip time
- Energize the brake according to the idle time
- Repeat the circuits according to the initial or adjustment run
- Stop the drive/ motor
- Check the torque
- If the torque is not reached => repeat the process

If the brake is only used as a holding brake without dynamic load, the braking torque may drop. A new running-in (refreshment) must be done within the scope of maintenance. "Maintenance running-in of the brake."

**Maintenance running-in of the brake.**

A maintenance interval of 4 weeks is recommended for normal industrial applications.

Slip time / s	0.5
Idle time / s	0.5
Speed / rpm	250
Circuits	5

BRAKE SPECIFICATION		
PERMANENT-MAGNET BRAKE		
Static Holding Torque	Nm	0.4
Backlash	°	n.a.
Rated Power	W	8
Operating Voltage	+6%-10% V DC	24
Release Voltage	max. V DC	n.a.
Re-Engage Voltage	min. V DC	n.a.
Duty Cycle	max. %	100
Resistance	±7% Ω	72.0
Inductance (brake closed)	±20% H	0.4
Switch-Off Time	ms	10
Switch-On Time	ms	2
Max. Axial Force	N	n.a.
Max. Radial Force (shaft middle)	N	n.a.
Max. Speed	rpm	10000
Moment of Inertia	kg m <sup>2</sup>	1.3 x10 <sup>-6</sup>
Ambient Temperature	°C	-40...+120
Max. Ambient Humidity (non condensing)	%	85
Max. Altitude above sea level	m	2000
Insulation Class		F
Insulation Resistance	MΩ	500
Dielectric Strength	V AC	600
Protection Class		IP00

ISO 8015	ISO 1302	ISO 2768 cK	ISO 13715	Date		Name	BRAKE-BKE-0,4-5,0	20002258	State: Released	Rev: 00	CONFIDENTIAL
				Drawn	31.01.2024	Reith_S					
				Reviewed	08.03.2024	Reith_S					
				Released	08.03.2024	Reith_S					
REV	Rev. Text	Name	Date								