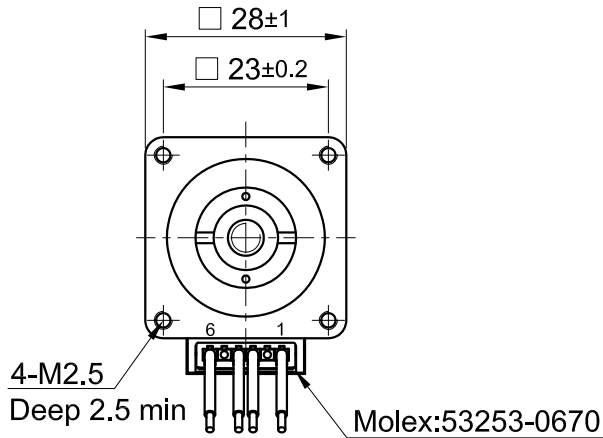
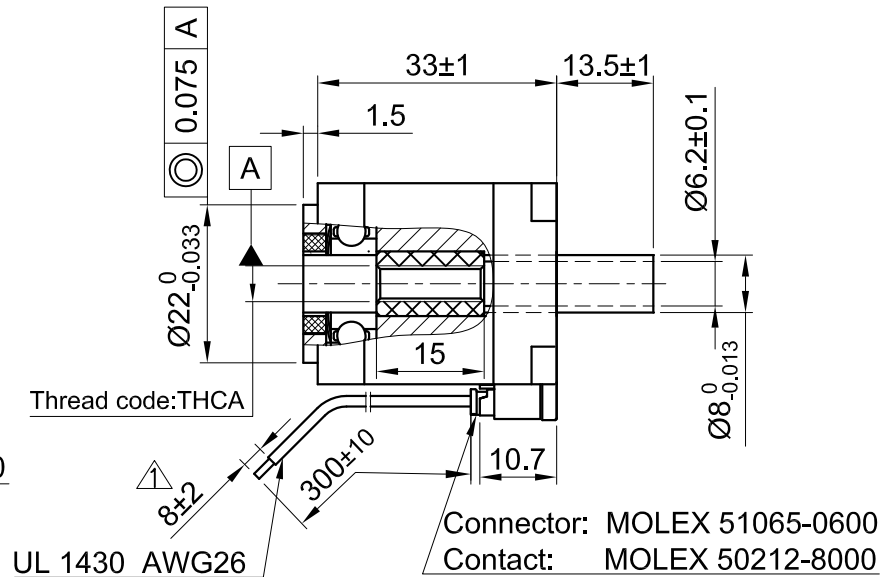


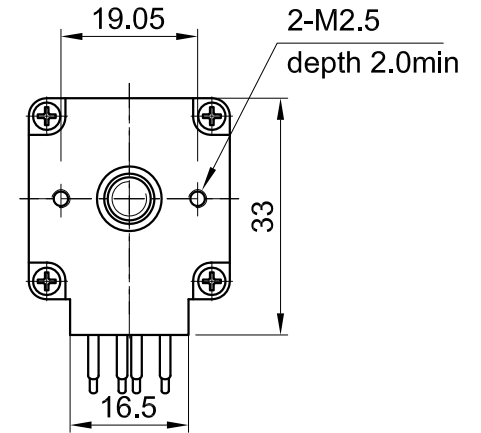
Front view and mounting



Side view



Rear view



CONNECTION	BIPOLAR
SPECIFICATION	
AMPS/PHASE	1.0
RESISTANCE/PHASE (Ohms)@25°C	2.7±15%
INDUCTANCE/PHASE (mH) @1KHz	2.5±20%
THREAD DIAMETER (mm) [in]	5 [0.197]
THREAD LEAD(mm) [in]	2 [0.079]
THRUST (N) [lbf]	130.7 [29.41]
RESOLUTION (mm/STEP)	0.01
MAX. SPEED (mm/sec.) AT 24V	40
WEIGHT (Kg) [lb]	0.11[0.24]
TEMPERATURE RISE: MAX.80°C (MOTOR STANDSTILL; FOR 2 PHASE ENERGIZED)	
AMBIENT TEMPERATURE -10°~ 50°C [14°F ~ 122°F]	
INSULATION RESISTANCE 100 MOhm (UNDER NORMAL TEMPERATURE AND HUMIDITY)	
INSULATION CLASS B 130° [266°F]	
DIELECTRIC STRENGTH 500VAC FOR 1 MIN. (BETWEEN THE MOTOR COILS AND THE MOTOR CASE)	
AMBIENT HUMIDITY MAX. 85% (NO CONDENSATION)	

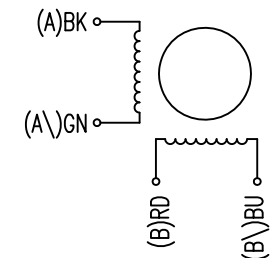
Please regard the application note at www.nanotec.com for further informations.

TYPE OF CONNECTION (EXTERN)	MOTOR			
	BIPOLAR	CONNECTOR PIN NO.	LEADS	WINDING
A —	1	BK	A	
A\ —	3	GN	A\	
B —	4	RD	B	
B\ —	6	BU	B\	

FULL STEP 2 PHASE-Ex., WHEN FACING MOUNTING END (X)

STEP	A	B	A\	B\	CCW	CW
1	+	+	-	-		
2	-	+	+	-		
3	-	-	+	+		
4	+	-	-	+		

WIRING DIAGRAM



3	Change thrust and Max.speed	16.12.19	X T		APVD	J.S.	16.02.17	LINEAR ACTUATOR DWG.NO LA281S10-B-THCA
2	Remove shaft play adjustable	11.03.19	X T		CHKD	GYQ	16.02.17	
1	-	11.12.18	X T		DRN	B.L.	16.02.17	
REV	DESCRIPTION	DATE	DRN	Surface specification DIN ISO 1302	General tolerances DIN ISO 2768-CH	Work piece edge DIN ISO 13715	SIGNATURE	DATE