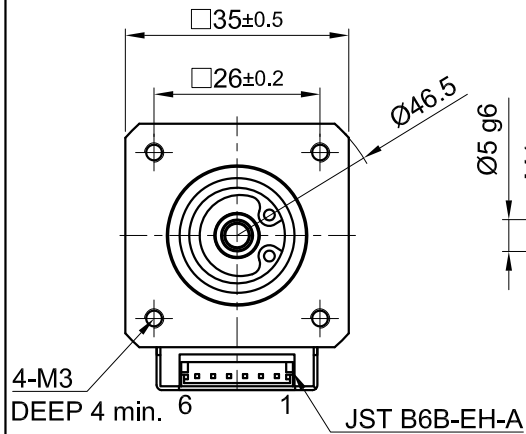
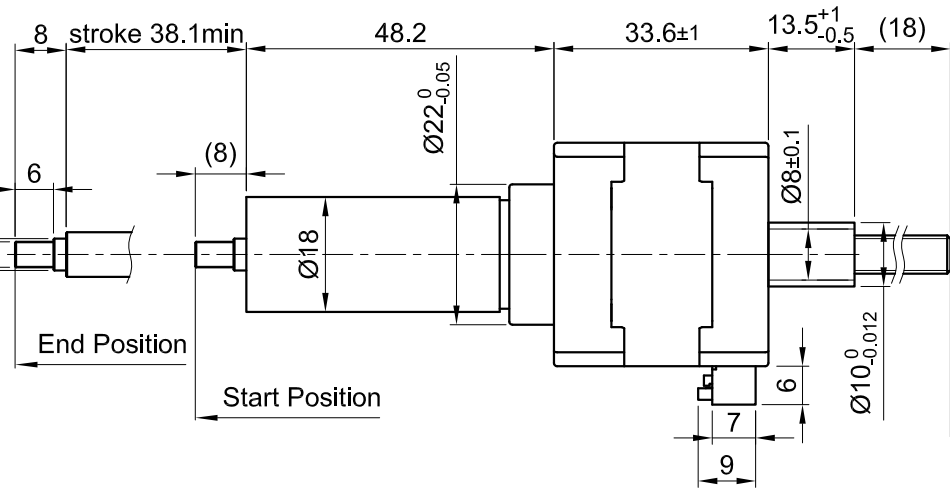


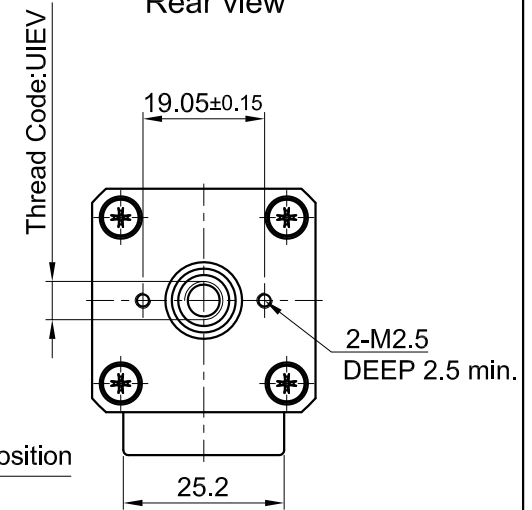
Front view and mounting



Side view



Rear view



SPECIFICATION	CONNECTION	BIPOLAR
AMPS/PHASE		1.2
RESISTANCE/PHASE (Ohms)@25°C		1.85±15%
INDUCTANCE/PHASE (mH) @1KHz		2.46±20%
THREAD DIAMETER (mm) [in]		5.55625 [0.21875]
THREAD LEAD(mm) [in]		4.8768 [0.192]
THRUST (N)		86.2
RESOLUTION (mm/STEP)		0.024384
MAX. SPEED (mm/sec.) AT 24V		100
WEIGHT (Kg) [lb]		0.21 [0.46]
TEMPERATURE RISE: MAX.80°C (MOTOR STANDSTILL; FOR 2 PHASE ENERGIZED)		
AMBIENT TEMPERATURE -10~ 50°C [14°F ~ 122°F]		
INSULATION RESISTANCE 100 MOhm (UNDER NORMAL TEMPERATURE AND HUMIDITY)		
INSULATION CLASS B 130° [266°F]		
DIELECTRIC STRENGTH 500VAC FOR 1 MIN. (BETWEEN THE MOTOR COILS AND THE MOTOR CASE)		
AMBIENT HUMIDITY MAX. 85% (NO CONDENSATION)		

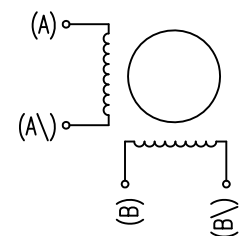
Please regard the application note at [www.nanotec.com](http://www.nanotec.com) for further informations.

MOTOR	
CONNECTOR PIN NO.	WINDING
1 (NC)	
2	A
3	A\
4	B
5	B\
6 (NC)	

FULL STEP 2 PHASE-Ex.,  
WHEN FACING MOUNTING END (X)

STEP	A	B	A\	B\		CCW
1	+	+	-	-	↓	↑
2	-	+	+	-		
3	-	-	+	+	↑	↓
4	+	-	-	+		

WIRING DIAGRAM



REV	DESCRIPTION	DATE	DRN	 <b>Nanotec</b> <sup>®</sup> PLUG & DRIVE			APVD	P.R.	04.06.19	<b>LINEAR ACTUATOR</b> DWG.NO LGA351S12-B-UIEV-038
B	-	04.03.20	X T	Surface specification DIN ISO 1302	General tolerances DIN ISO 2768-cH	Work piece edge DIN ISO 13715	CHKD	GYQ	04.06.19	
A	-	04.12.19	X T				DRN	XT	04.06.19	
							SIGNATURE	DATE		