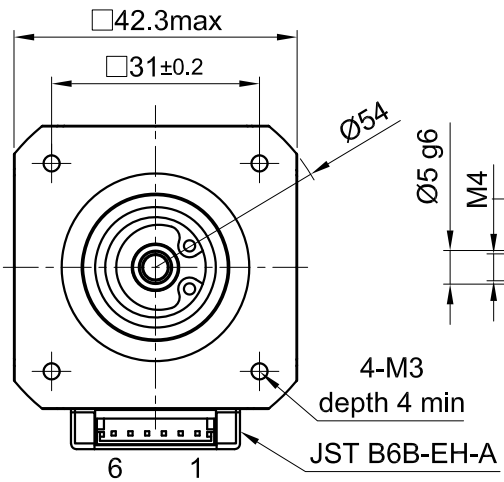
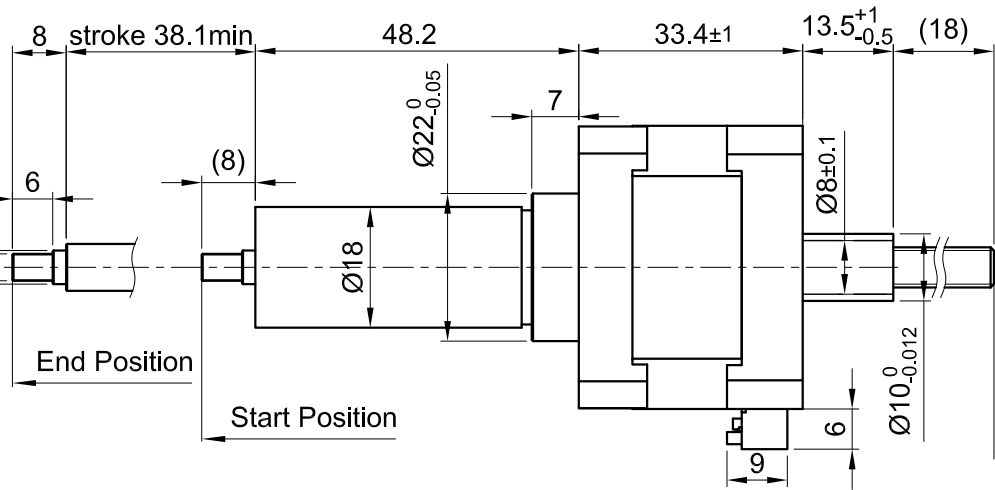


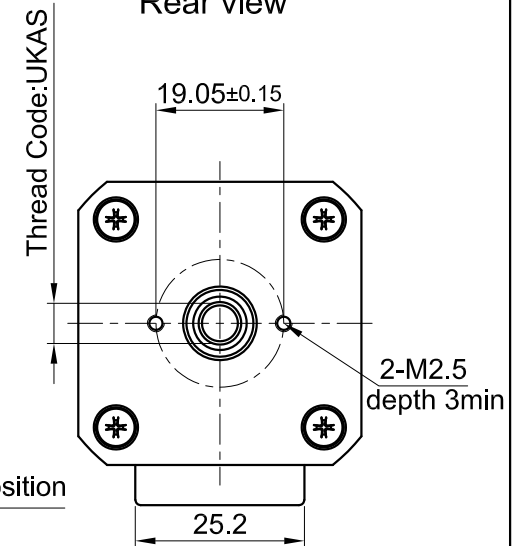
Front view and mounting



Side view



Rear view



SPECIFICATION	CONNECTION	BIPOLAR
AMPS/PHASE		1.4
RESISTANCE/PHASE (Ohms)@25°C		2.0±15%
INDUCTANCE/PHASE (mH) @1KHz		2.8±20%
THREAD DIAMETER (mm) [in]		6.35 [0.25]
THREAD LEAD(mm) [in]		0.79375 [0.03125]
THRUST (N)		498.5
RESOLUTION (mm/STEP)		0.004
MAX. SPEED (mm/sec.) AT 24V		14
WEIGHT (Kg) [lb]		0.25 [0.55]
TEMPERATURE RISE: MAX.80°C (MOTOR STANDSTILL; FOR 2 PHASE ENERGIZED)		
AMBIENT TEMPERATURE -10~ 50°C [14°F ~ 122°F]		
INSULATION RESISTANCE 100 MOhm (UNDER NORMAL TEMPERATURE AND HUMIDITY)		
INSULATION CLASS B 130° [266°F]		
DIELECTRIC STRENGTH 500VAC FOR 1 MIN. (BETWEEN THE MOTOR COILS AND THE MOTOR CASE)		
AMBIENT HUMIDITY MAX. 85% (NO CONDENSATION)		

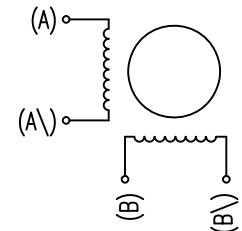
Please regard the application note at www.nanotec.com for further informations.

MOTOR	
CONNECTOR PIN NO.	WINDING
1 (NC)	
2	
3	
4	
5	
6 (NC)	

FULL STEP 2 PHASE-Ex.,
WHEN FACING MOUNTING END (X)

STEP	A	B	A\	B\		CCW
1	+	+	-	-		
2	-	+	+	-		
3	-	-	+	+		
4	+	-	-	+		

WIRING DIAGRAM



REV	DESCRIPTION	DATE	DRN	 Nanotec [®] PLUG & DRIVE			APVD	P.R.	18.04.18	LINEAR ACTUATOR DWG.NO LGA421S14-B-UKAS-038
B	-	01.07.20	X T	Surface specification DIN ISO 1302	General tolerances DIN ISO 2768-cH	Work piece edge DIN ISO 13715	CHKD	GYQ	18.04.18	
A	-	14.03.19	X T				DRN	X T	18.04.18	
REV	DESCRIPTION	DATE	DRN				SIGNATURE	DATE		