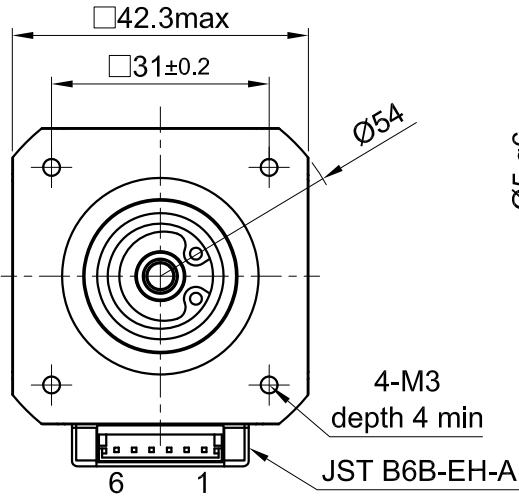
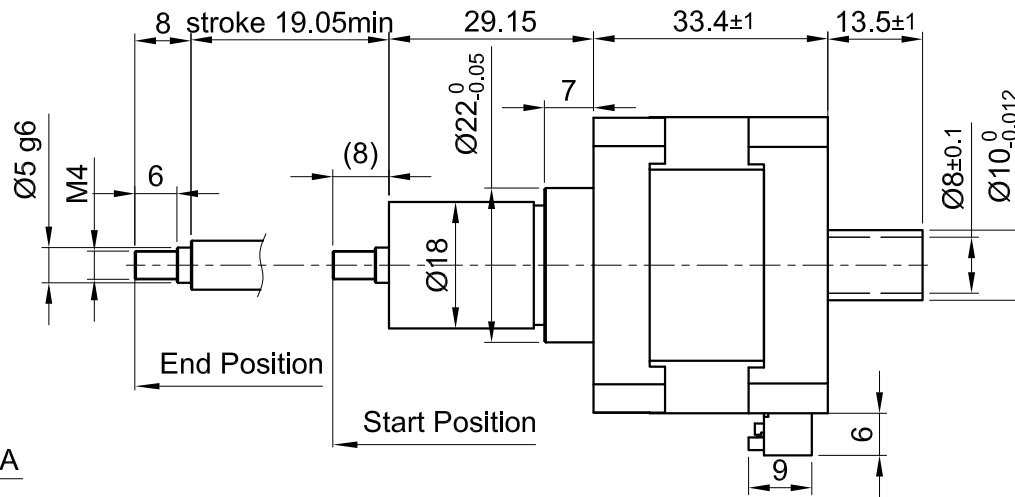


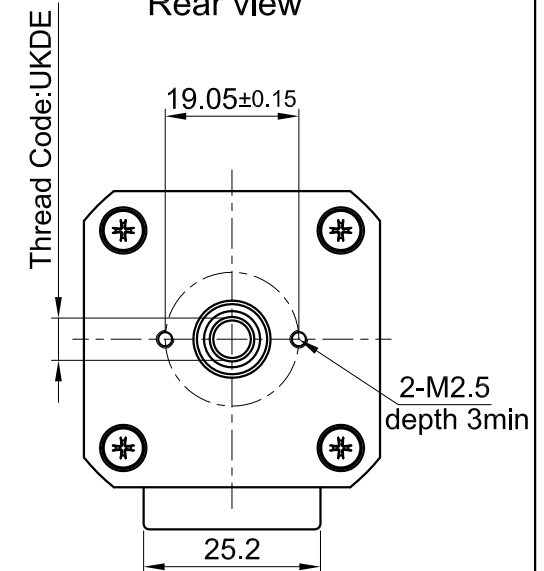
### Front view and mounting



### Side view



### Rear view



SPECIFICATION	CONNECTION	BIPOLAR
AMPS/PHASE		1.4
RESISTANCE/PHASE (Ohms)@25°C		2.0±15%
INDUCTANCE/PHASE (mH) @1KHz		2.8±20%
THREAD DIAMETER (mm) [in]		6.35 [0.25]
THREAD LEAD(mm) [in]		3.175 [0.125]
THRUST (N)		278.7
RESOLUTION (mm/STEP)		0.015875
MAX. SPEED (mm/sec.) AT 24V		50
WEIGHT (Kg) [lb]		0.24 [0.53]
TEMPERATURE RISE: MAX.80°C (MOTOR STANDSTILL; FOR 2 PHASE ENERGIZED)		
AMBIENT TEMPERATURE -10~ 50°C [14°F ~ 122°F]		
INSULATION RESISTANCE 100 MOhm (UNDER NORMAL TEMPERATURE AND HUMIDITY)		
INSULATION CLASS B 130° [266°F]		
DIELECTRIC STRENGTH 500VAC FOR 1 MIN. (BETWEEN THE MOTOR COILS AND THE MOTOR CASE)		
AMBIENT HUMIDITY MAX. 85% (NO CONDENSATION)		

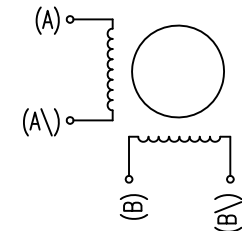
Please regard the application note at [www.nanotec.com](http://www.nanotec.com) for further informations.

MOTOR	
CONNECTOR PIN NO.	WINDING
1 (NC)	
2	
3	
4	
5	
6 (NC)	

FULL STEP 2 PHASE-Ex.,  
WHEN FACING MOUNTING END (X)

STEP	A	B	A\	B\		CCW
1	+	+	-	-	↓	↑
2	-	+	+	-		
3	-	-	+	+	↑	↓
4	+	-	-	+		

### WIRING DIAGRAM



B	-	29.05.19	X T		APVD	P.R.	18.04.18	<b>LINEAR ACTUATOR</b>			
A	-	15.03.19	X T		CHKD	GYQ	18.04.18				
REV	DESCRIPTION	DATE	DRN	Surface specification DIN ISO 1302	General tolerances DIN ISO 2768-cH	Work piece edge DIN ISO 13715	DRN	X T	18.04.18	DWG.NO	LGA421S14-B-UKDE-019
							SIGNATURE		DATE		