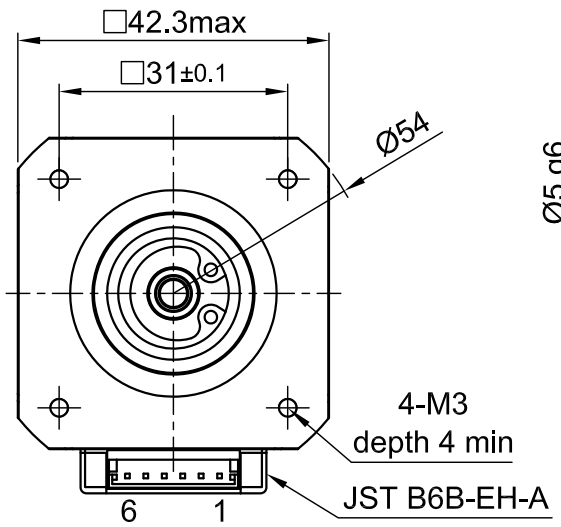

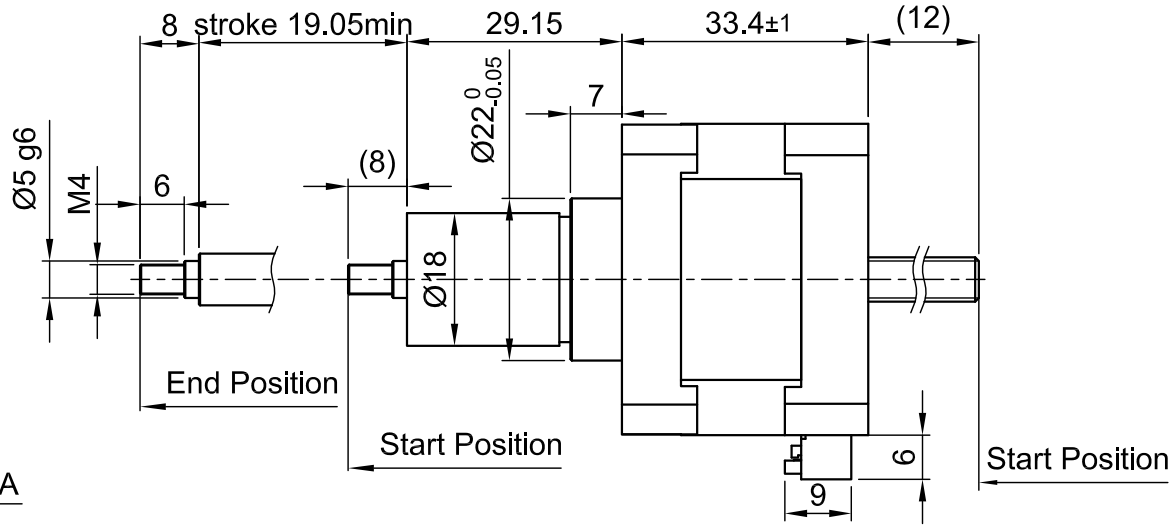

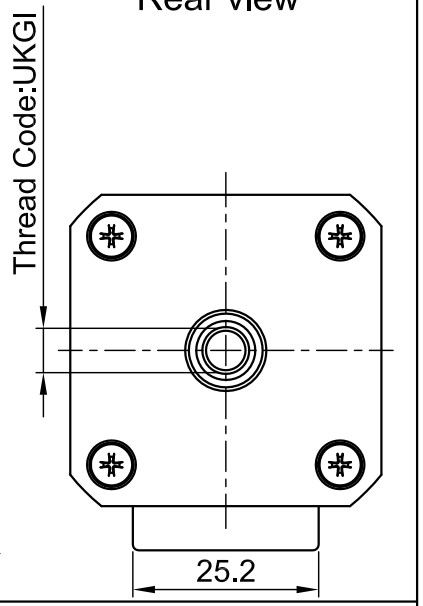

SPECIFICATION \ CONNECTION	BIPOLAR
AMPS/PHASE	1.4
RESISTANCE/PHASE (Ohms)@25°C	2.0±15%
INDUCTANCE/PHASE (mH) @1KHz	2.8±20%
SPINDLE LEAD (mm) [in]	6.35 [0.25]
THRUST (N)	152
RESOLUTION (mm/STEP)	0.03175
MAX. SPEED (mm/sec.) AT 48V	80
WEIGHT (Kg) [lb]	0.24 [0.53]

TEMPERATURE RISE: MAX.80°C (MOTOR STANDSTILL; FOR 2 PHASE ENERGIZED)
AMBIENT TEMPERATURE −10°~ 50°C [14°F ~ 122°F]
INSULATION RESISTANCE 100 MOhm (UNDER NORMAL TEMPERATURE AND HUMIDITY)
INSULATION CLASS B 130° [266°F]
DIELECTRIC STRENGTH 500VAC FOR 1 MIN. (BETWEEN THE MOTOR COILS AND THE MOTOR CASE)
AMBIENT HUMIDITY MAX. 85% (NO CONDENSATION)

Please regard the application note at www.nanotec.com for further informations.

MOTOR	
CONNECTOR PIN NO.	WINDING
1 (NC)	
2	A
3	A\
4	B
5	B\
6 (NC)	

FULL STEP 2 PHASE–Ex.,
WHEN FACING MOUNTING END (X)

STEP	A	B	A\	B\		CCW
1	+	+	−	−	↓	↑
2	−	+	+	−		
3	−	−	+	+		
4	+	−	−	+	CW	

WIRING DIAGRAM

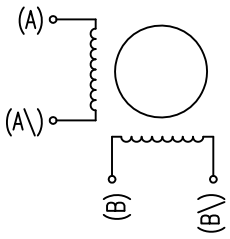

REV	DESCRIPTION	DATE	DRN
A	–	26.06.18	X T

Nanotec® PLUG & DRIVE

Surface specification DIN ISO 1302 | General tolerances DIN ISO 2768-cH | Work piece edge DIN ISO 13715

		SIGNATURE	DATE
APVD	P.R.		26.03.18
CHKD	GYQ		26.03.18
DRN	X T		26.03.18

LINEAR ACTUATOR

DWG.NO LGA421S14–A–UKGI–019