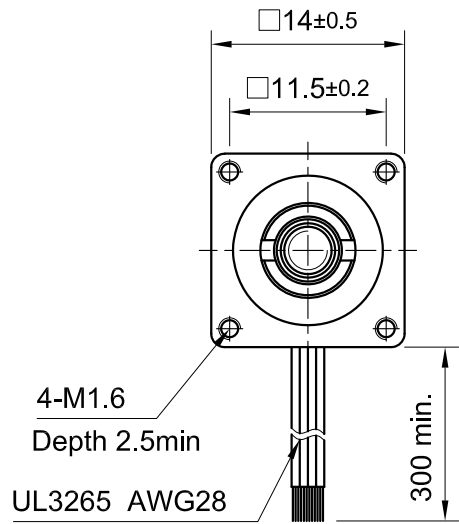
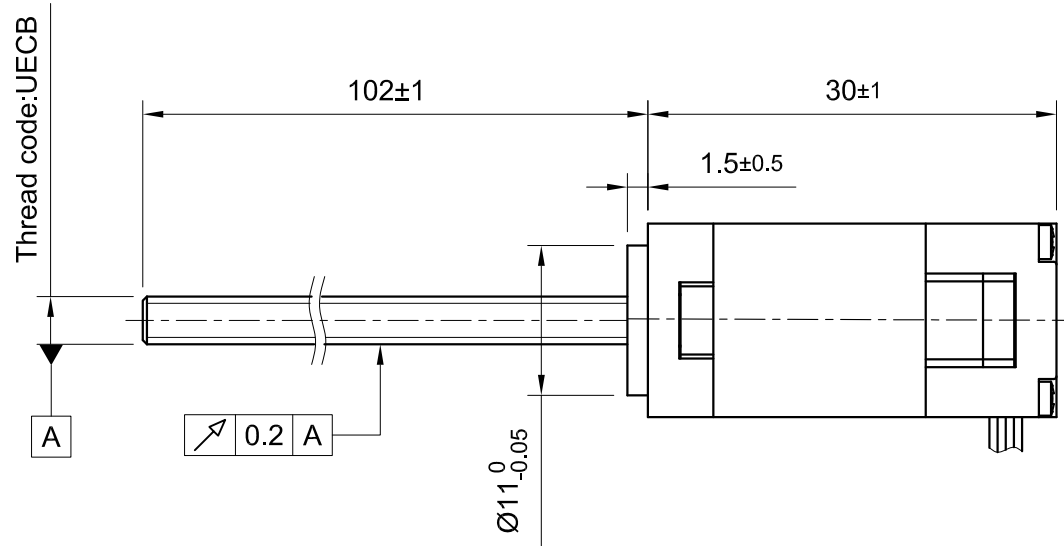


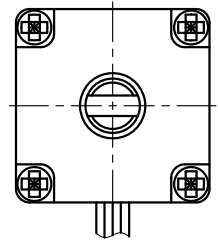
Front view and mounting



Side view



Rear view



SPECIFICATION	CONNECTION	BIPOLAR
AMPS/PHASE		0.3
RESISTANCE/PHASE (Ohms)@25°C		21±15%
INDUCTANCE/PHASE (mH) @1KHz		3.8±20%
THREAD DIAMETER (mm) [in]		3.5052 [0.138]
THREAD LEAD (mm) [in]		2 [0.0787]
RATED FORCE (N)/MAX. FORCE (N)		9.7 / 9.7
RESOLUTION (mm/STEP)		0.01
MAX. SPEED (mm/sec.) AT 24V		40
WEIGHT (Kg) [lb]		0.03 [0.066]
TEMPERATURE RISE: MAX.80°C (MOTOR STANDSTILL; FOR 2 PHASE ENERGIZED)		
AMBIENT TEMPERATURE -20°~ 50°C		
INSULATION RESISTANCE 100 MOhm (UNDER NORMAL TEMPERATURE AND HUMIDITY)		
INSULATION CLASS B 130° [266°F]		
DIELECTRIC STRENGTH 250VAC FOR 1 MIN. (BETWEEN THE MOTOR COILS AND THE MOTOR CASE)		
AMBIENT HUMIDITY MAX. 85% (NO CONDENSATION)		

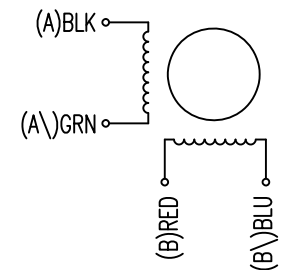
Please regard the application note at www.nanotec.com for further informations.

TYPE OF CONNECTION (EXTERN)	MOTOR	
	LEADS	WINDING
BIPOLAR		
A —	BLK	A
A\ —	GRN	A\
B —	RED	B
B\ —	BLU	B\

FULL STEP 2 PHASE-Ex., WHEN FACING MOUNTING END (X)

STEP	A	B	A\	B\		CCW
1	+	+	-	-	↓ ↑	↑ ↓
2	-	+	+	-		
3	-	-	+	+		
4	+	-	-	+		

WIRING DIAGRAM



				 Nanotec [®] PLUG & DRIVE			APVD	<i>P.R.</i>	08.04.22	LINEAR ACTUATOR
							CHKD	<i>GYQ</i>	08.04.22	
A	-	04.11.22	X T	Surface specification DIN ISO 1302	General tolerances DIN ISO 2768-cH	Work piece edge DIN ISO 13715	DRN	<i>X T</i>	08.04.22	DWG.NO
REV	DESCRIPTION	DATE	DRN				SIGNATURE	DATE	LSA141S03-A-UECB-102	