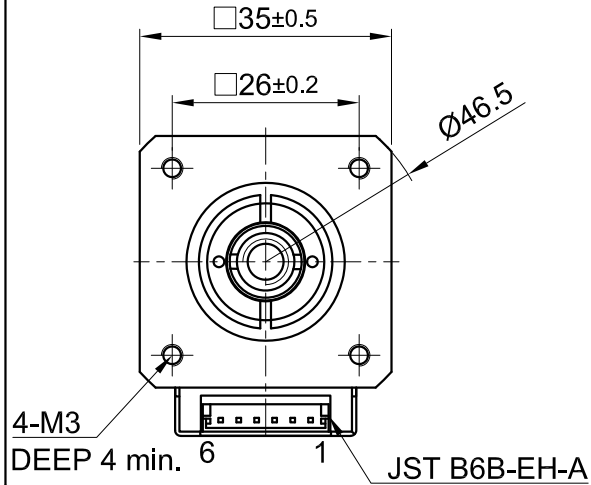
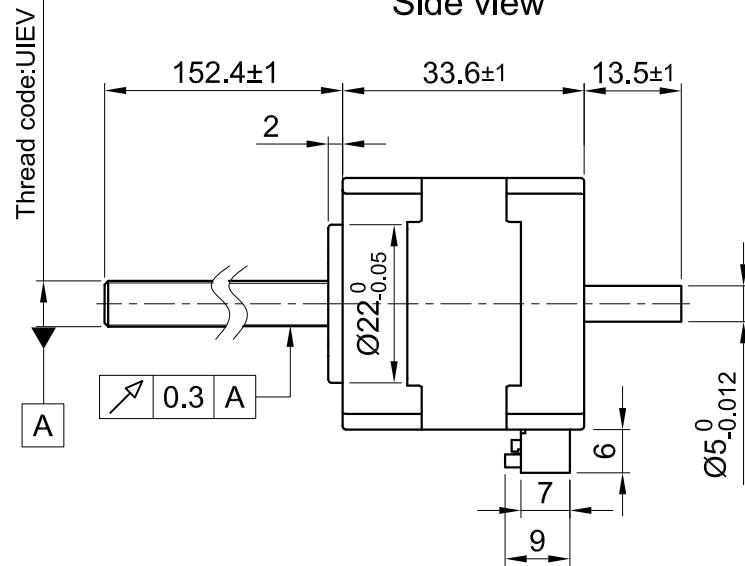


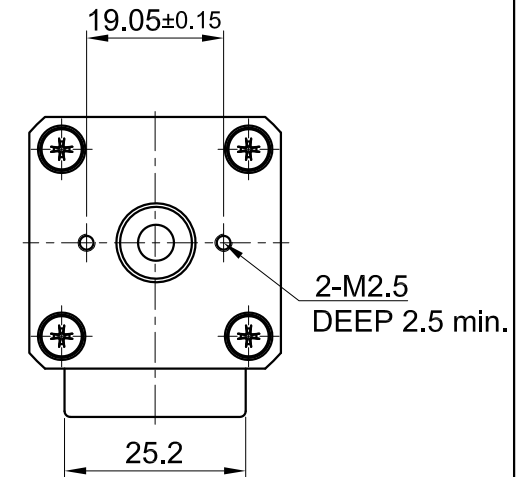
Front view and mounting



Side view



Rear view



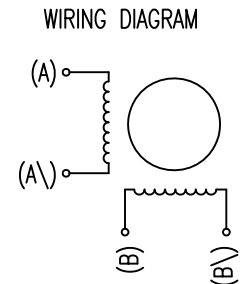
SPECIFICATION	CONNECTION	BIPOLAR
AMPS/PHASE		1.2
RESISTANCE/PHASE (Ohms)@25°C		1.85±15%
INDUCTANCE/PHASE (mH) @1KHz		2.46±20%
THREAD DIAMETER (mm) [in]		5.55625 [0.21875]
THREAD LEAD(mm) [in]		4.8768 [0.192]
THRUST (N)		86.2
RESOLUTION (mm/STEP)		0.024384
MAX. SPEED (mm/sec.) AT 24V		100
WEIGHT (Kg) [lb]		0.19 [0.42]
TEMPERATURE RISE: MAX.80°C (MOTOR STANDSTILL; FOR 2 PHASE ENERGIZED)		
AMBIENT TEMPERATURE -10~ 50°C [14°F ~ 122°F]		
INSULATION RESISTANCE 100 MOhm (UNDER NORMAL TEMPERATURE AND HUMIDITY)		
INSULATION CLASS B 130° [266°F]		
DIELECTRIC STRENGTH 500VAC FOR 1 MIN. (BETWEEN THE MOTOR COILS AND THE MOTOR CASE)		
AMBIENT HUMIDITY MAX. 85% (NO CONDENSATION)		

Please regard the application note at www.nanotec.com for further informations.

MOTOR	
CONNECTOR PIN NO.	WINDING
1 (NC)	
2	A
3	A\
4	B
5	B\
6 (NC)	

FULL STEP 2 PHASE-Ex.,
WHEN FACING MOUNTING END (X)

STEP	A	B	A\	B\	CCW	CW
1	+	+	-	-	↓	↑
2	-	+	+	-	↓	↑
3	-	-	+	+	↓	↑
4	+	-	-	+	↓	↑



B	-	04.03.20	X T	 Nanotec [®] PLUG & DRIVE	APVD	<i>P.R.</i>	04.06.19	LINEAR ACTUATOR			
A	-	04.12.19	X T		CHKD	<i>GYQ</i>	04.06.19				
REV	DESCRIPTION	DATE	DRN	Surface specification DIN ISO 1302	General tolerances DIN ISO 2768-cH	Work piece edge DIN ISO 13715	DRN	<i>X T</i>	04.06.19	DWG.NO	LSA351S12-B-UIEV-152
							SIGNATURE	DATE			