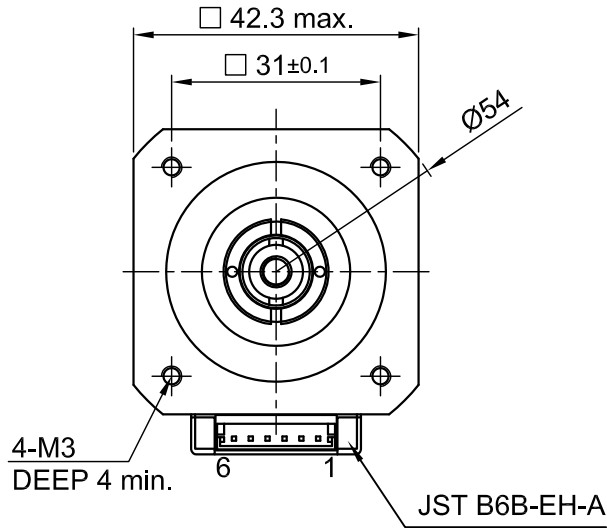
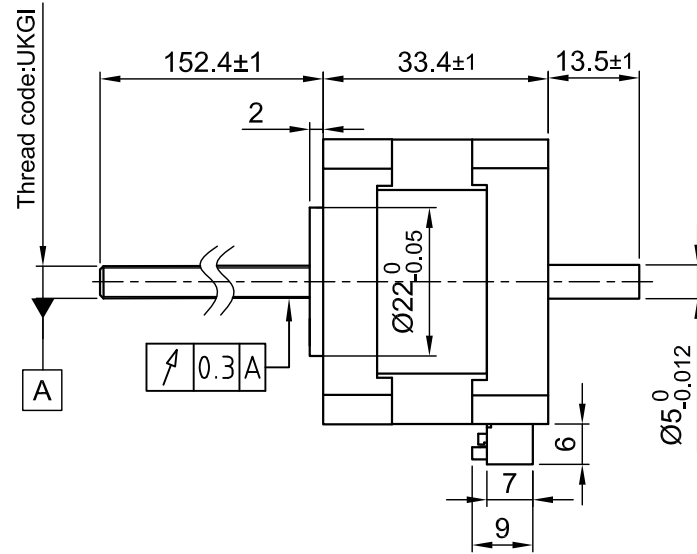


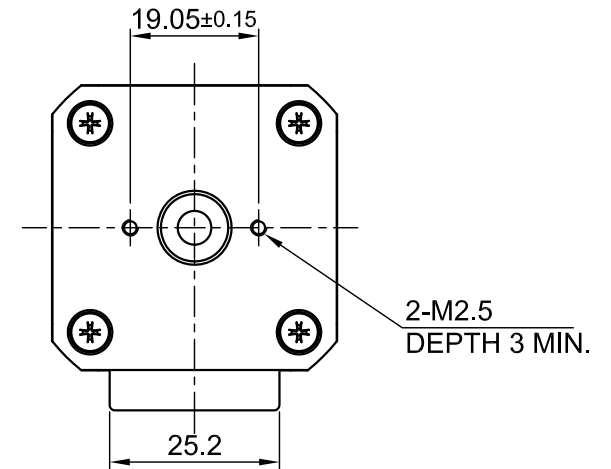
Front view and mounting



Side view



Rear view



SPECIFICATION	CONNECTION	BIPOLAR
AMPS/PHASE		1.4
RESISTANCE/PHASE (Ohms)@25°C		2.0±15%
INDUCTANCE/PHASE (mH) @1KHz		2.8±20%
SPINDLE LEAD (mm) [in]		6.35 [0.25]
THRUST (N)		152
RESOLUTION (mm/STEP)		0.03175
MAX. SPEED (mm/sec.) AT 48V		80
WEIGHT (Kg) [lb]		0.26 [0.57]
TEMPERATURE RISE: MAX.80°C (MOTOR STANDSTILL; FOR 2 PHASE ENERGIZED)		
AMBIENT TEMPERATURE -10~ 50°C [14°F ~ 122°F]		
INSULATION RESISTANCE 100 MOhm (UNDER NORMAL TEMPERATURE AND HUMIDITY)		
INSULATION CLASS B 130° [266°F]		
DIELECTRIC STRENGTH 500VAC FOR 1 MIN. (BETWEEN THE MOTOR COILS AND THE MOTOR CASE)		
AMBIENT HUMIDITY MAX. 85% (NO CONDENSATION)		

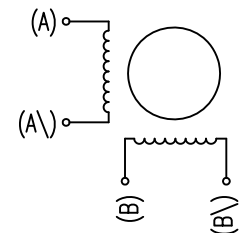
Please regard the application note at [www.nanotec.com](http://www.nanotec.com) for further informations.

MOTOR	
CONNECTOR PIN NO.	WINDING
1 (NC)	
2	A
3	A\
4	B
5	B\
6 (NC)	

FULL STEP 2 PHASE-Ex.,  
WHEN FACING MOUNTING END (X)

STEP	A	B	A\	B\		CCW
1	+	+	-	-		
2	-	+	+	-		
3	-	-	+	+		
4	+	-	-	+		

WIRING DIAGRAM



				 <b>Nanotec</b> <sup>®</sup> PLUG & DRIVE			APVD	P.R.	26.03.18	<b>LINEAR ACTUATOR</b>
							CHKD	GYQ	26.03.18	
A	-	26.06.18	X T	Surface specification DIN ISO 1302	General tolerances DIN ISO 2768-cH	Work piece edge DIN ISO 13715	DRN	X T	26.03.18	DWG.NO
REV	DESCRIPTION	DATE	DRN				SIGNATURE	DATE	LSA421S14-B-UKGI-152	