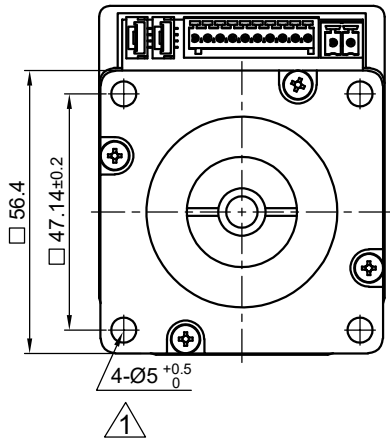
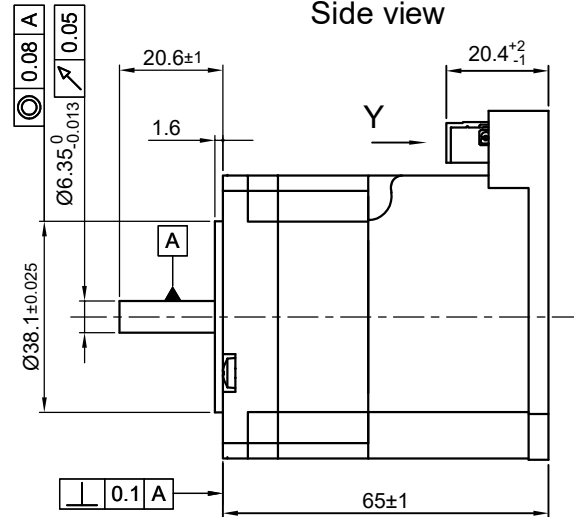


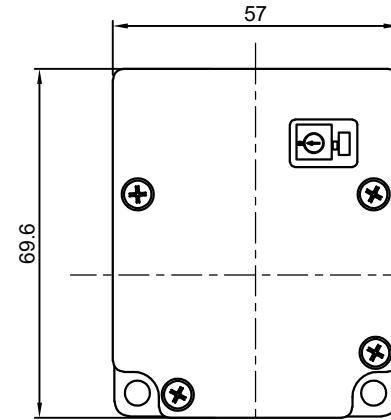
Front view and mounting



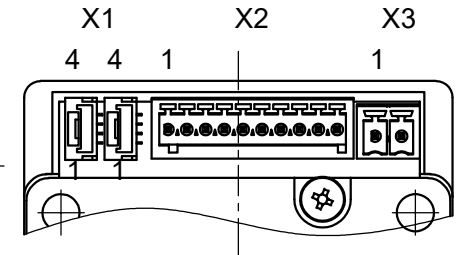
Side view



Rear view



Y view



CONNECTION		BIPOLAR		PERMISSIBLE RADIAL+AXIAL FORCE																																																											
SPECIFICATION																																																															
VOLTAGE (VDC)		12 TO 48		<table border="1"> <tr> <th colspan="2">X1, JST GH-4</th> <th colspan="2">X2, Phoenix MCV-10</th> </tr> <tr> <th>PIN No.</th> <th>Function</th> <th>PIN No.</th> <th>Function</th> </tr> <tr> <td>1</td> <td>+UB_LOGIC(24V)</td> <td>1</td> <td>GND</td> </tr> <tr> <td>2</td> <td>CAN+</td> <td>2</td> <td>Analog input (0-10V)</td> </tr> <tr> <td>3</td> <td>CAN-</td> <td>3</td> <td>+12V (Voltage Output, max.100mA)</td> </tr> <tr> <td>4</td> <td>GND</td> <td>4</td> <td>Output1 (open drain)</td> </tr> <tr> <td colspan="4">X3, Phoenix FMC-02</td> </tr> <tr> <th>PIN No.</th> <th>Function</th> <th>PIN No.</th> <th>Function</th> </tr> <tr> <td>1</td> <td>+VCC(12-48V)</td> <td>5</td> <td>Output2 (open drain)</td> </tr> <tr> <td>2</td> <td>GND</td> <td>6</td> <td>Input1 (+5/+24V)</td> </tr> <tr> <td></td> <td></td> <td>7</td> <td>Input2 (+5/+24V)</td> </tr> <tr> <td></td> <td></td> <td>8</td> <td>Input3 (+5/+24V)</td> </tr> <tr> <td></td> <td></td> <td>9</td> <td>Input4 (+5/+24V)</td> </tr> <tr> <td></td> <td></td> <td>10</td> <td>GND</td> </tr> </table>				X1, JST GH-4		X2, Phoenix MCV-10		PIN No.	Function	PIN No.	Function	1	+UB_LOGIC(24V)	1	GND	2	CAN+	2	Analog input (0-10V)	3	CAN-	3	+12V (Voltage Output, max.100mA)	4	GND	4	Output1 (open drain)	X3, Phoenix FMC-02				PIN No.	Function	PIN No.	Function	1	+VCC(12-48V)	5	Output2 (open drain)	2	GND	6	Input1 (+5/+24V)			7	Input2 (+5/+24V)			8	Input3 (+5/+24V)			9	Input4 (+5/+24V)			10	GND
X1, JST GH-4		X2, Phoenix MCV-10																																																													
PIN No.	Function	PIN No.	Function																																																												
1	+UB_LOGIC(24V)	1	GND																																																												
2	CAN+	2	Analog input (0-10V)																																																												
3	CAN-	3	+12V (Voltage Output, max.100mA)																																																												
4	GND	4	Output1 (open drain)																																																												
X3, Phoenix FMC-02																																																															
PIN No.	Function	PIN No.	Function																																																												
1	+VCC(12-48V)	5	Output2 (open drain)																																																												
2	GND	6	Input1 (+5/+24V)																																																												
		7	Input2 (+5/+24V)																																																												
		8	Input3 (+5/+24V)																																																												
		9	Input4 (+5/+24V)																																																												
		10	GND																																																												
HOLDING TORQUE (Nm) [lb-in]		0.537 [4.752]		AXIAL-FORCE Fa (N)	Fa=10																																																										
DETENT TORQUE (Nm) [lb-in]		0.0147 [0.13]		DISTANCE a (mm)	20																																																										
STEP ANGLE (°)±ACCURACY		1.8±5% TO MICROSTEP		RADIAL-FORCE Fr (N)	52																																																										
WEIGHT (Kg) [lb]		0.6 [1.32]			AXIAL	RADIAL																																																									
OVERTEMPERATURE PROTECTION (ELECTRONICS): 75°C				SHAFT PLAY (mm)	0.2Max 0.02																																																										
AMBIENT TEMPERATURE -10°~ 50°C [14°F ~ 122°F] (HIGHER TEMPERATURE REDUCES DUTY CYCLE)				AT LOAD MAX: (N)	200 4.5																																																										
INSULATION RESISTANCE 100 MOhm (UNDER NORMAL TEMPERATURE AND HUMIDITY)																																																															
INSULATION CLASS B 130° [266°F]																																																															
DIELECTRIC STRENGTH 500VAC FOR 1 MIN. (BETWEEN THE MOTOR COILS AND THE MOTOR CASE)																																																															
AMBIENT HUMIDITY MAX. 85% (NO CONDENSATION)																																																															
				APVD	G.M.	01.07.16																																																									
				CHKD	L B	01.07.16																																																									
1	HOLE ø5 ADD TOLERANCE +0.5/0	11.07.22	YBY	DRN	GYQ	01.07.16																																																									
REV	DESCRIPTION	DATE	APVD	SIGNATURE		DATE																																																									
				<b>PLUG&amp;DRIVE MOTOR</b> DWG.NO PD4-C5918X4204-E-08																																																											