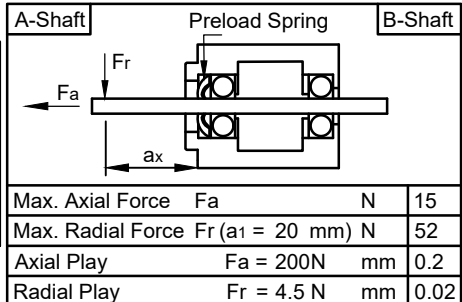
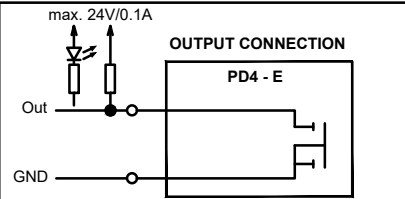
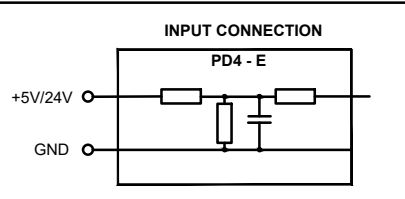


X1 EtherCAT IN	
M12/ 4-Pole / D-Coding / female	
X2 EtherCAT OUT	
M12/ 4-Pole / D-Coding / female	
Pin No.	Function
1	TD+
2	RD+
3	TD-
4	RD-

X3 POWER	
M12 / 5-Pole /B-Coding / male	
Pin No.	Function
1	+UB (12-48V)
2	+UB (12-48V)
3	GND
4	GND
5	N.C.

X4 IO	
M12 / 12-Pole / A-Coding / male	
Pin No.	Function
1	GND
2	Input 1 (+5V/+24V)
3	Input 2 (+5V/+24V)
4	Input 3 (+5V/+24V)
5	Input 4 (+5V/+24V)
6	Input 5 (+5V/+24V)
7	Input 6 (+5V/+24V)
8	Analog Input (0-10V/0-20mA)
9	Output 1 (open drain)
10	Output 2 (open drain)
11	+5V Voltage Supply (max. 100mA)
12	+UB Logic (24V)

MOTOR SPECIFICATION		
Min. Operating Voltage	V DC	12
Max. Operating Voltage	V DC	48
Current per Winding	A	4.2
Holding Torque	Nm	1.87
Step Angle	°	1.8 ±5%
Rotor Inertia	kg m ²	48 x10 ⁻⁶
Singleturn Encoder Resolution	bit	12



GENERAL MOTOR SPECIFICATION		
Interface	ETHERCAT	
Ambient Temperature	°C	Min. -10 Max. 40
Switch-off Temperature	°C	75
Max. Ambient Humidity (non condensing)	%	85
Insulation Class	B	
Insulation Resistance	MΩ	100
Dielectric Strength (for 1 min - coil to case)	V AC	500
Protection Class (except shaft outlet)	IP65	

ISO 8015	ISO 1302	ISO 2768 cK	ISO 13715
03 unification PD4 -GM	Schneid_A	25.03.2021	Drawn 04.12.2017
02 change weight	Schneid_A	21.01.2021	Reviewed 11.01.2018
01 change Rev. No.			Released 11.01.2018
REV	Rev. Text	Name	Date

Weight: ~1.3 kg

PD4-E591L42-E-65-1

07000065

State: Released | Rev: 03 | CONFIDENTIAL

