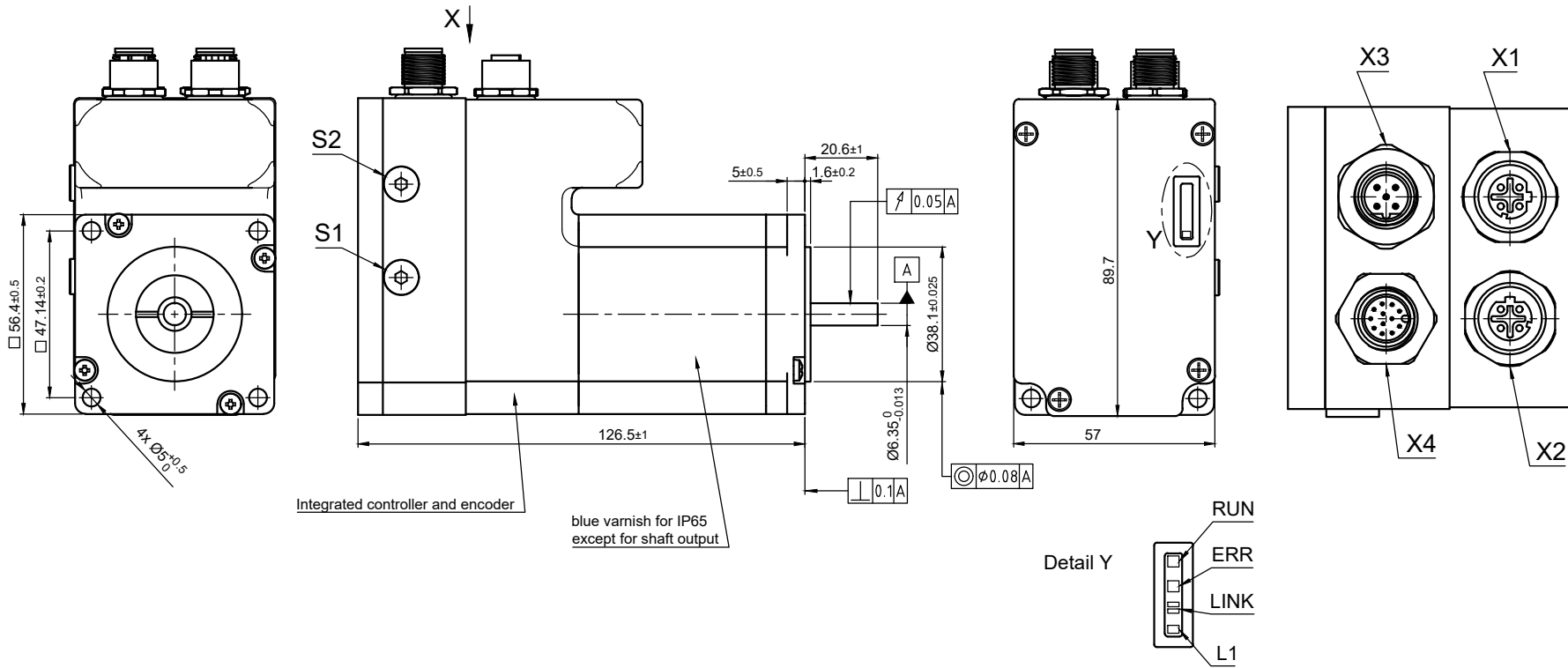
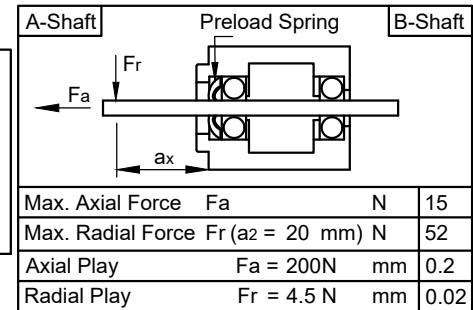
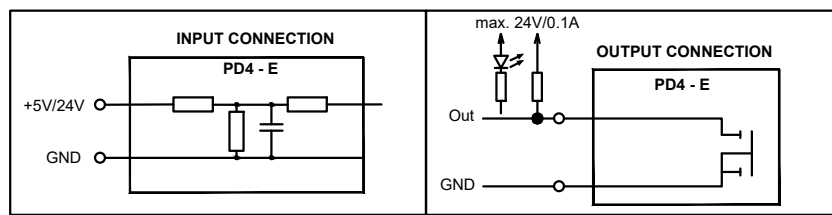


View X (Detail)



X1 EtherCAT IN	
M12/ 4-Pole / D-Coding / female	
X2 EtherCAT OUT	
M12/ 4-Pole / D-Coding / female	
Pin No.	Function
1	TD+
2	RD+
3	TD-
4	RD-
X3 POWER	
M12 / 5-Pole /B-Coding / male	
Pin No.	Function
1	+UB (12-48V)
2	+UB (12-48V)
3	GND
4	GND
5	N.C.
X4 IO	
M12 / 12-Pole / A-Coding / male	
Pin No.	Function
1	GND
2	Input 1 (+5V/+24V)
3	Input 2 (+5V/+24V)
4	Input 3 (+5V/+24V)
5	Input 4 (+5V/+24V)
6	Input 5 (+5V/+24V)
7	Input 6 (+5V/+24V)
8	Analog Input (0-10V/0-20mA)
9	Output 1 (open drain)
10	Output 2 (open drain)
11	+5V Voltage Supply (max. 100mA)
12	+UB Logic (24V)

MOTOR SPECIFICATION	
Min. Operating Voltage	V DC 12
Max. Operating Voltage	V DC 48
Current per Winding	A 4.2
Holding Torque	Nm 1.87
Step Angle	±5% ° 1.8
Rotor Inertia	kg m ² 48 x10 ⁻⁶
Singleturn Encoder Resolution	bit 17
Multiturn Encoder Resolution	bit 16



GENERAL MOTOR SPECIFICATION		
Interface		ETHERCAT
Ambient Temperature	°C	-10 ... 40
Switch-off Temperature	°C	75
Max. Ambient Humidity (non condensing)	%	85
Insulation Class		B
Insulation Resistance	MΩ	100
Dielectric Strength (for 1 min - coil to case)	V AC	500
Protection Class (except shaft outlet)		IP65

ISO 8015	ISO 1302	ISO 2768 cK	ISO 13715
			Date
			Name
			Drawn 28.07.2022
			Schneid_A
			Reviewed 04.08.2022
			Reith_S
			Released 04.08.2022
			Reith_S
REV	Rev. Text	Name	Date

PD4-E591L42-M-65-1A

20001585

State: Released Rev: 00 CONFIDENTIAL

A4 Page 1

