

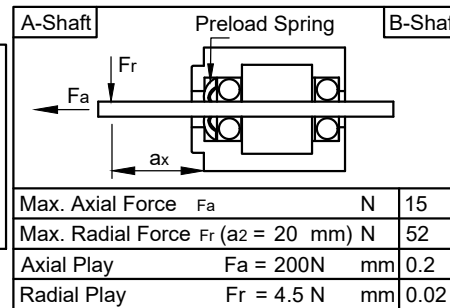
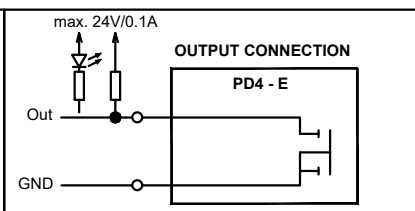
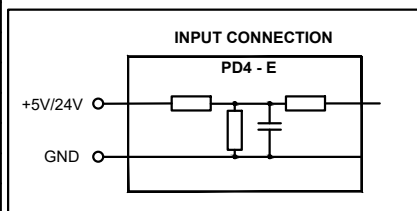
X1 EtherNet/IP IN	
M12/ 4-Pole / D-Coding / female	

X2 EtherNet/IP OUT	
M12/ 4-Pole / D-Coding / female	
Pin No.	Function
1	TD+
2	RD+
3	TD-
4	RD-

X3 POWER	
M12/ 5-Pole / B-Coding / male	
Pin No.	Function
1	+UB (12-48V)
2	+UB (12-48V)
3	GND
4	GND
5	N.C.

X4 IO	
M12/ 12-Pole / A-Coding / male	
Pin No.	Function
1	GND
2	Input 1 (+5V/+24V)
3	Input 2 (+5V/+24V)
4	Input 3 (+5V/+24V)
5	Input 4 (+5V/+24V)
6	Input 5 (+5V/+24V)
7	Input 6 (+5V/+24V)
8	Analog Input (0-10V/0-20mA)
9	Output 1 (open drain)
10	Output 2 (open drain)
11	+5V Voltage Supply (max. 100mA)
12	+UB Logic (24V)

MOTOR SPECIFICATION		
Min. Operating Voltage	V DC	12
Max. Operating Voltage	V DC	48
Current per Winding	A	4.2
Holding Torque	Nm	3.54
Step Angle	±5% °	1.8
Rotor Inertia	kg m <sup>2</sup>	84 x10 <sup>-6</sup>
Singleturn Encoder Resolution	bit	12



GENERAL MOTOR SPECIFICATION		
Interface		ETHERNET/IP
Ambient Temperature	°C	-10 ... 40
Switch-off Temperature	°C	75
Max. Ambient Humidity (non condensing)	%	85
Insulation Class		B
Insulation Resistance	MΩ	100
Dielectric Strength (for 1 min - coil to case)	V AC	500
Protection Class (except shaft outlet)		IP65

ISO 8015	ISO 1302	ISO 2768 cK	ISO 13715
			Date
			Name
			Drawn
			Reviewed
			Released
REV	Rev. Text	Name	Date

Weight: ~1.5 kg	
<b>PD4-E601L42-E-65-3A</b>	
20001393	
State: Released	
Rev: 00	
CONFIDENTIAL	
A4 Page 1	

