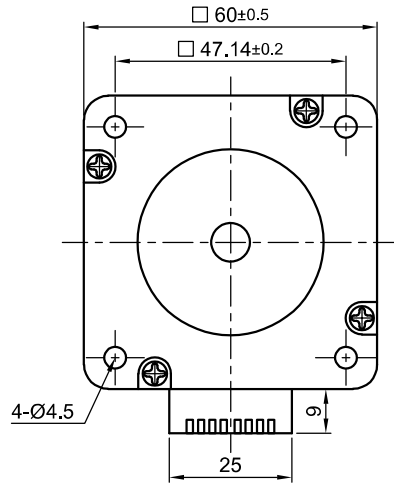
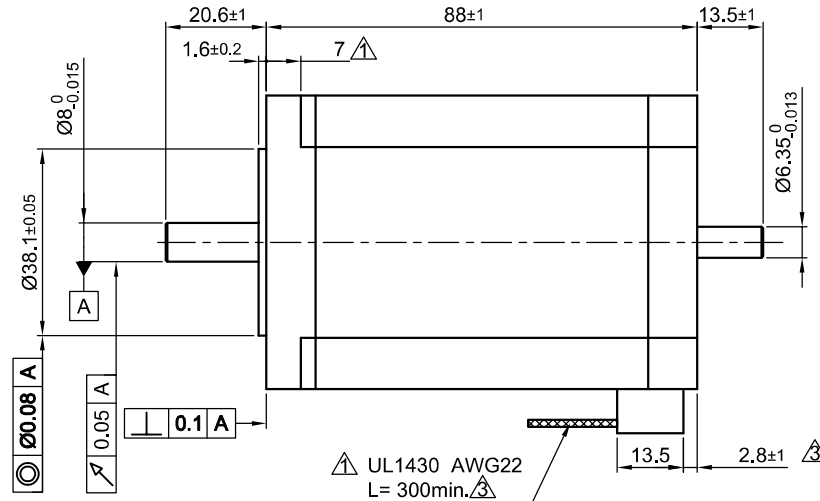


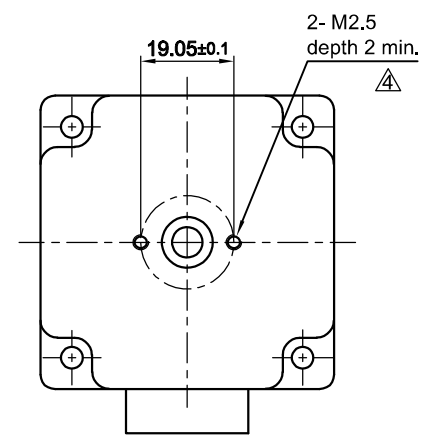
Front view and mounting



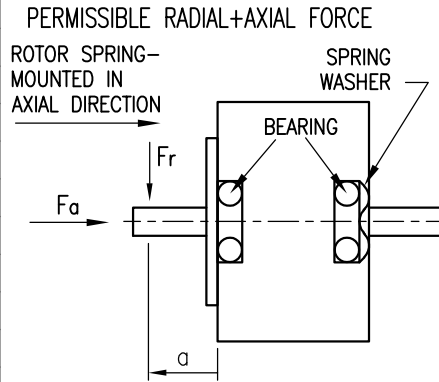
Side view



Rear view



SPECIFICATION	CONNECTION	BIPOLAR	
	UNIPOLAR OR BIPOLAR-1 WINDING	SERIAL	PARALLEL
VOLTAGE (VDC)	4.2		
AMPS/PHASE	3.0	2.12	4.24
RESISTANCE/PHASE (Ohms)@25°C	1.44±15%	2.88±15%	0.72±15%
INDUCTANCE/PHASE (mH) @1KHz	3.2±20%	12.8±20%	3.2±20%
HOLDING TORQUE (Nm) [lb-in]	2.5 [22.13]	3.54 [31.29]	3.54 [31.29]
STEP ANGLE (°)	1.8		
STEP ACCURACY (NON-ACCUM)	±5%		
ROTOR INERTIA (Kg-m²) [lb-in²]	8.4x10 ⁻⁵ [0.287]		
WEIGHT (Kg) [lb]	1.45 [3.2]		

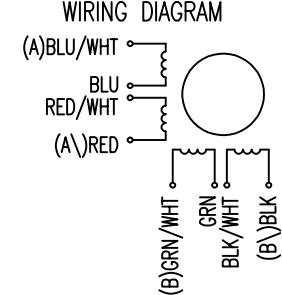


TEMPERATURE RISE: MAX.80°C (MOTOR STANDSTILL; FOR 2 PHASE ENERGIZED)	AXIAL-FORCE Fa (N)	Fa=14			
AMBIENT TEMPERATURE -10~ 50°C [14°F ~ 122°F]	DISTANCE a (mm)	5	10	15	20
INSULATION RESISTANCE 100 MOhm (UNDER NORMAL TEMPERATURE AND HUMIDITY)	RADIAL-FORCE Fr (N)	163	112	85	63
INSULATION CLASS B 130° [266°F]		AXIAL		RADIAL	
DIELECTRIC STRENGTH 500VAC FOR 1 MIN. (BETWEEN THE MOTOR COILS AND THE MOTOR CASE)	SHAFT PLAY (mm)	0.075		0.025	
AMBIENT HUMIDITY MAX. 85% (NO CONDENSATION)	AT LOAD MAX: (N)	10		5.0	

TYPE OF CONNECTION (EXTERN)				MOTOR	
UNIPOLAR	BIPOLAR			LEADS	WINDING
	1WINDING	SERIAL	PARALLEL		
A	A	A	A	BLU/WHT	A
COM				BLU	
A\		A\	A\	RED/WHT	A\
B	B	B	B	GRN/WHT	B
COM				GRN	
B\		B\	B\	BLK/WHT	B\
				BLK	

FULL STEP 2 PHASE-Ex., WHEN FACING MOUNTING END (X)

STEP	A	B	A\	B\	CCW	CW
1	+	+	-	-	↓	↑
2	-	+	+	-	↓	↑
3	-	-	+	+	↓	↑
4	+	-	-	+	↓	↑



5	change Resistance	14.07.17	J.K.	Nanotec PLUG & DRIVE	APVD	S.Ha.	16.01.07	STEPPING MOTOR		
4	change tolerance	08.11.16	A.S.		CHKD					
3	change tol. cable/rework draw	09.03.16	A.S.	Surface specification DIN ISO 1302	General tolerances DIN ISO 2768- cH	Work piece edge DIN ISO 13715	DRN	J.W.	13.07.06	DWG.NO
REV	DESCRIPTION	DATE	DRN				SIGNATURE	DATE		ST6018L3008-B