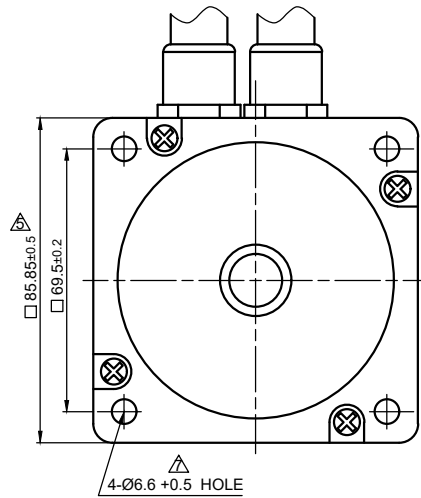
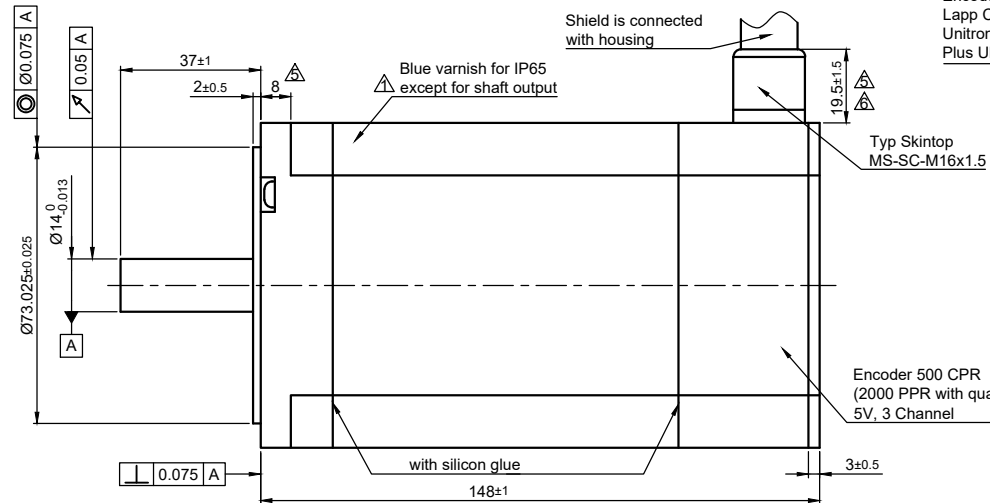


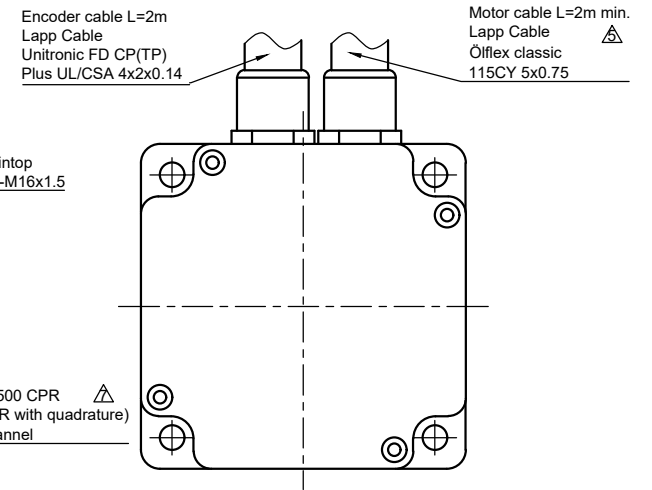
Front view and mounting



Side view



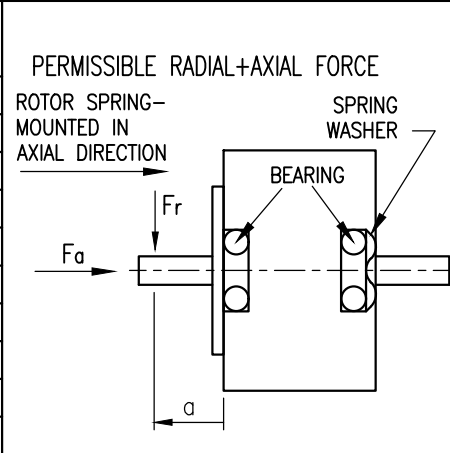
Rear view



△ SPECIFICATION *

CONNECTION	BIPOLAR PARALLEL
VOLTAGE (VDC)	2.47 △
AMPS/PHASE	9.5
RESISTANCE/PHASE (Ohms)@25°C	0.35±15% △ △
INDUCTANCE/PHASE (mH) @1KHz	2.7±20%
HOLDING TORQUE (Nm) [lb-in]	9.33 [82.57]
STEP ANGLE (°)	1.8 △
STEP ACCURACY (NON-ACCUM)	±5% △
ROTOR INERTIA (Kg-m ²) [lb-in ²]	3.0x10 ⁻⁴ [1.025]
WEIGHT (Kg) [lb]	4.7 [10.36] △

TEMPERATURE RISE: MAX.80°C (MOTOR STANDSTILL; FOR 2 PHASE ENERGIZED)	AXIAL-FORCE Fa (N)	Fa=65
AMBIENT TEMPERATURE -10°~ 50°C [14°F ~ 122°F]	DISTANCE a (mm)	5 10 15 20
INSULATION RESISTANCE 100 MOhm (UNDER NORMAL TEMPERATURE AND HUMIDITY)	RADIAL-FORCE Fr (N)	535 355 256 200
INSULATION CLASS B 130° [266°F]		AXIAL RADIAL
DIELECTRIC STRENGTH 500VAC FOR 1 MIN. (BETWEEN THE MOTOR COILS AND THE MOTOR CASE)	SHAFT PLAY (mm)	0.075 0.025
AMBIENT HUMIDITY MAX. 85% (NO CONDENSATION)	AT LOAD MAX: (N)	10 5.0



CABLE MOTOR	
CABLE NO.	ASSIGNMENT
1	A
2	A\
3	B
4	B\
GRN/YEL	PE
HOUSING	SHIELDING

CABLE ENCODER △	
COLOR	ASSIGNMENT
WHT	A
BRN	A\
GRN	B
YEL	B\
GRY	GND
PINK	I\ △
BLU	I △
RED	Vcc (+5V DC) △

△ *Specification only applies to motor.
 For additional components (encoder, gears, brakes), please see separate data sheet.

7	add text, clear description	27.04.17	A.S.	Nanotec PLUG & DRIVE	APVD	<i>S.Ha.</i>	13.11.08	STEPPER MOTOR IN PROTECTION
6	change tolerance/remove detent tor.	09.03.17	A.S.		CHKD			
5	revise drawing	30.08.16	A.S.	Surface specification DIN ISO 1302	DRN	<i>J.W.</i>	13.11.08	DWG.NO
REV	DESCRIPTION	DATE	DRN	General tolerances DIN ISO 2768- ch		SIGNATURE	DATE	AP8918L9504-E
				Work piece edge DIN ISO 13715				