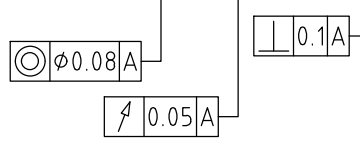
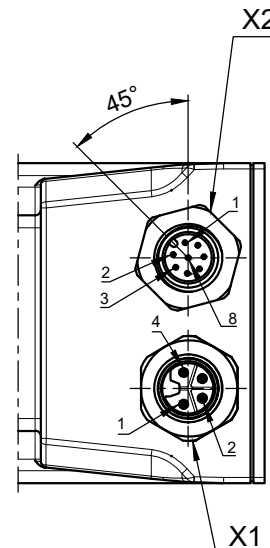
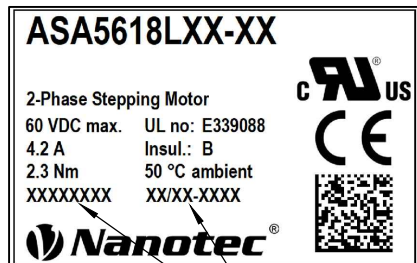


View X



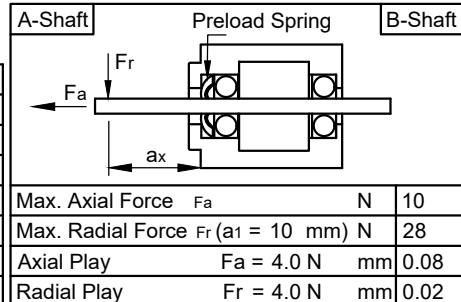
Label details



Lot No.

X1 MOTOR	
M12 / 4-Pole / L-Coding / male	
Pin No.	Function
1	A\
2	A
3	B
4	B\
cable shield on housing	

X2 ENCODER	
M12 / 8-Pole / A-Coding / male	
Pin No.	Function
1	A
2	A\
3	B
4	B\
5	GND
6	I\
7	I
8	+UB
cable shield on housing	



MOTOR SPECIFICATION		
Nominal Operating Voltage	V DC	48
Max. Operating Voltage	V DC	60
Current per Winding	A	4.2
Resistance per Phase (25°C)	±15% Ω	0.55
Inductance per Phase (1 kHz)	±20% mH	2.1
Holding Torque	Nm	2.3
Step Angle	±5% °	1.8
Rotor Inertia	kg m ²	48 x10 ⁻⁶

ENCODER SPECIFICATION		
Operating Voltage	±10% V DC	5
Resolution	cpr	1024
Resolution (cpr with quadrature)	ppr	4096
No. of Channels		3
Interface	UVW	
Signal Type	incremental	
Index / Line Driver	yes / yes	

GENERAL MOTOR SPECIFICATION		
Ambient Temperature	°C	-10 ... 50
Max. Ambient Humidity (non condensing)	%	85
Protection Class (except shaft outlet)	IP65	
Protection Class (shaft outlet)	IP54	

ISO 8015	ISO 1302	ISO 2768 cK	ISO 13715	Date	Name
				24.10.2023	Schneid_A
				09.11.2023	Sejdini_B
02	revise drawing	Kolev_I	16.02.2024	Released	Sejdini_B
01	revise drawing	Schneid_A	15.11.2023	Released	Sejdini_B
REV	Rev. Text	Name	Date		

Weight ±10% 1.3 kg	
ASA5618L42-E3	
20002130	A4 Page 1
State: Released	Rev: 02 CONFIDENTIAL

