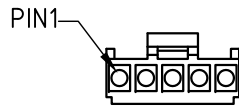
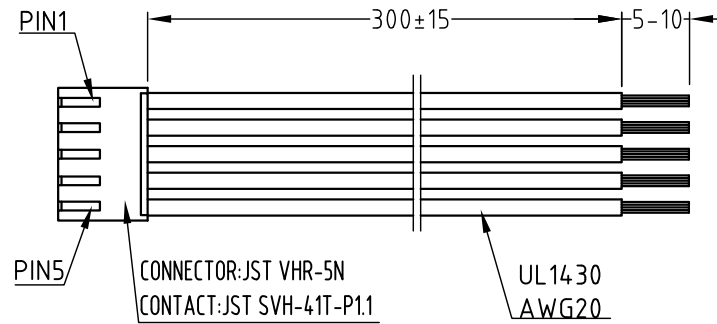



DIMENSION (UNIT : mm)



Pin Assignment Connector JST VHR-5N		
Pin No.	Color	Function
1	BRN	GND
2	YEL	Phase U
3	RED	Phase V
4	BLK	Phase W
5	BRN	GND



				 Nanotec [®] PLUG & DRIVE	SCALE FREE	APVD	G.S.	28.10.13	MOTOR CABLE
					X ±0.5	CHKD			
REV	DESCRIPTION	DATE	APVD		ZK-JST-VHR-5N-0.3M	1PL ±0.2	DRN	J.D.	28.10.13
					2PL ±0.1	SIGNATURE	DATE		ZK-JST-VHR-5N-0.3M
					ANGLE ±30'				