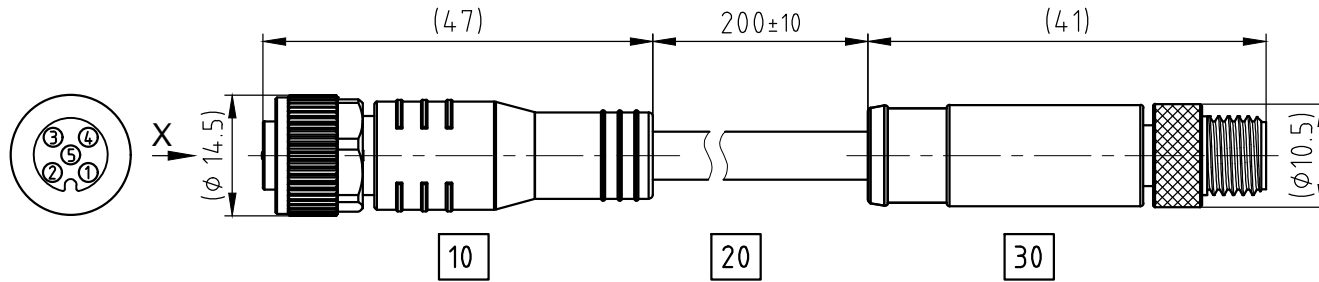
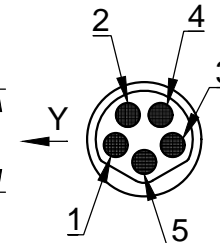


View X



View Y




10		CONNECTOR A	
M12 / 5-Pole / A-Coding / female / straight		△2	
Contact Resistance	mΩ	≤5	
Contact Material	Brass, Gold-Plated		
Contact Carrier Material	PA		
Connector Body Material	TPU		
Coupling (Nut / Screw)	Brass, Nickel-Plated		
O-Ring Material	FKM		
Protection Class	IP67 (locked Condition)		
Pin No.		Color	
2		BN	
1		WH	
4		BU	
5		BK	
3		GY	
Coupling		Braid	

30		CONNECTOR B	
M8 / 5-Pole / B-Coding / male / straight			
Contact Resistance	mΩ	≤5	
Contact Material	Brass, Gold-Plated		
Contact Carrier Material	PA		
Connector Body Material	TPU		
Coupling (Nut / Screw)	Brass, Nickel-Plated		
O-Ring Material	FKM		
Protection Class	IP67 (locked Condition)		
Pin No.		Color	
1		BN	
2		WH	
3		BU	
4		BK	
5		GY	
Coupling		Braid	

20 CABLE SPECIFICATION		
Cable Length	mm	200
Cable Diameter	mm	5.5
Cable Material	PUR	
Cable Color	Black	
Conductor Insulation	PVC	
Conductor / Cross - Section	5x AWG24	
UL Type	UL 20549	
Shielded	Yes	
Bending Radius (flexible)	Min. 15 x Ø	
Bending Radius (stationary)	Min. 12 x Ø	

GENERAL SPECIFICATION		
Rated Current	A	3
Rated Voltage	VAC/DC	30
Insulation resistance	MΩ	≥100
Ambient temperature	-10°C...+80°C	

ISO 8015	ISO 1302	ISO 2768 cK	ISO 13715	Weight: 0.03 kg
			Drawn	Date
			18.04.2018	Name
			Schneid_A	
			Checked	28.11.2018
			Reith_S	
02	correct coding	Schneid_A	12.02.2019	Approved
			28.11.2018	Schneid_A
01	new, revise drawing	Schneid_A	28.11.2018	
REV	Rev. Text	Name	Rel. Date	
				
PLUG & DRIVE				
ZK-M12F-M8M-5-200-S				
14200050				
State: Released		Rev: 02		P
-				A4-Q
